BALTIMORE, MARYLAND

Number of Days with Measurable Precipitation (≥0.01")

CALENDAR YEAR

Period of Record: 1871-Present

YEAR	JAN	FEB	MAR	APR	MAY	JUN	JUL	AUG	SEP	OCT	NOV	DEC	YEAR TOTAL	Winter (Dec-Feb)	Spring (Mar-May)	Summer (Jun-Aug)	Autumn (Sept-Nov)	YEAR
1871	5	7	8	6	7	7	16	12	4	10	11	11	104		21	35	25	1871
1872	9	8	15	10	9	9	10	18	9	8	8	11	124	28	34	37	25	1872
1873	13	12	9	14	14	8	11	21	14	11	9	11	147	36	37	40	34	1873
1874	12	8	8	15	10	8	9	10	10	2	6	12	110	31	33	27	18	1874
1875	11	8	12	11	8	11	14	17	8	9	11	16	136	31	31	42	28	1875
1876	11	14	13	7	10	11	15	13	15	14	12	9	144	41	30	39	41	1876
1877	14	6	16	14	9	9	13	7	8	12	14	8	130	29	39	29	34	1877
1878	14	9	11	11	13	12	11	16	9	9	10	9	134	31	35	39	28	1878
1879	9	13	15	9	8	8	7	11	10	5	8	17	120	31	32	26	23	1879
1880	15	12	18	14	5	14	12	15	9	10	14	17	155	44	37	41	33	1880
1881	14	10	14	13	10	14	8	7	8	9	10	15	132	41	37	29	27	1881
1882	18	11	14	11	21	8	10	13	13	13	10	8	150	44	46	31	36	1882
1883	19	13	8	15	9	16	14	7	9	13	10	12	145	40	32	37	32	1883
1884	15	19	19	11	13	10	13	10	2	9	9	15	145	46	43	33	20	1884
1885	11	15	12	9	12	8	10	15	8	11	13	6	130	41	33	33	32	1885
1886	16	8	12	7	17	13	11	8	8	8	10	15	133	30	36	32	26	1886
1887	10	16	12	12	9	11	13	9	10	10	8	11	131	41	33	33	28	1887
1888	12	12	14	9	17	8	8	14	17	16	10	6	143	35	40	30	43	1888
1889	13	12	11	17	17	16	19	9	17	12	16	10	169	31	45	44	45	1889
1890	13	13	16	13	18	6	10	15	12	16	9	14	155	36	47	31	37	1890
1891	13	16	18	10	14	11	14	13	5	9	11	9	143	43	42	38	25	1891
1892	12	14	13	12	15	13	9	10	9	3	11	8	129	35	40	32	23	1892
1893	8	14	11	15	14	14	11	6	8	9	11	11	132	30	40	31	28	1893
1894	12	15	8	12	18	11	9	8	10	11	9	11	134	38	38	28	30	1894
1895	16	5	13	11	13	10	9	6	5	4	10	12	114	32	37	25	19	1895
1896	4	12	14	8	9	13	15	8	10	6	11	5	115	28	31	36	27	1896
1897	12	13	12	10	13	12	14	8	4	12	15	15	140	30	35	34	31	1897
1898	12	6	19	12	12	6	8	11	4	12	14	9	125	33	43	25	30	1898
1899	14	17	12	4	13	7	10	13	10	6	5	7	118	40	29	30	21	1899
1900	11	13	12	10	7	11	9	10	7	10	8	7	115	31	29	30	25	1900
1901	6	4	12	14	14	7	11	11	12	5	4	12	112	17	40	29	21	1901
1902	10	8	11	9	8	11	15	7	12	7	9	15	122	30	28	33	28	1902
1903	12	10	13	9	7	14	13	14	5	8	7	9	121	37	29	41	20	1903
1904	13	9	14	12	9	13	15	9	8	2	8	11	123	31	35	37	18	1904
1905	12	10	12	12	7	12	17	13	5	6	6	12	124	33	31	42	17	1905
1906	12	7	14	9	7	15	14	16	7	14	5	14	134	31	30	45	26	1906
1907	14	8	12	12	15	11	12	13	15	7	12	10	141	36	39	36	34	1907
1908	9	10	12	10	14	5	14	10	4	8	4	9	109	29	36	29	16	1908
1909	12	10	13	7	7	13	5	5	5	5	7	7	96	31	27	23	17	1909
1910	12	9	5	12	16	14	7	11	4	10	8	7	115	28	33	32	22	1910
1911	16	11	14	13	7	16	6	15	7	12	11	13	141	34	34	37	30	1911
1912	11	6	18	14	12	9	10	10	11	4	5	13	123	30	44	29	20	1912
1913	18	11	11	12	11	6	10	12	7	12	7	5	122	42	34	28	26	1913
1914	7	8	12	9	6	11	11	12	6	3	3	11	99	20	27	34	12	1914
1915	14	7	4	8	14	11	11	15	7	8	8	8	115	32	26	37	23	1915
1916	14	9	10	12	11	13	14	6	7	7	8	12	123	31	33	33	22	1916
1917	12	10	13	9	9	13	15	9	10	12	4	9	125	34	31	37	26	1917
1918	13	7	12	15	8	12	8	8	11	5	5	9	113	29	35	28	21	1918
1919	7	11	10	6	14	10	10	9	4	10	12	12	115	27	30	29	26	1919
1920	9	14	8	14	9	13	10	16	7	1	10	8	119	35	31	39	18	1920
1921	9	13	11	13	13	7	13	9	7	5	16	11	127	30	37	29	28	1921
1922	11	15	16	8	11	13	15	13	4	6	4	12	128	37	35	41	14	1922
1923	13	11	10	9	9	9	12	10	10	6	9	15	123	36	28	31	25	1923
1924	6	8	12	9	15	13	5	7	11	2	7	9	104	29	36	25	20	1924
1925	12	8	12	11	6	7	15	8	6	13	9	10	117	29	29	30	28	1925
1926	9	13	10	8	9	10	15	13	13	10	8	12	130	32	27	38	31	1926
1927	15	10	8	15	15	10	12	15	2	10	8	14	134	37	38	37	20	1927
1928	5	10	8	12	15	17	11	11	11	4	7	7	118	29	35	39	22	1928
1929	10	8	11	17	14	11	9	9	9	9	13	9	129	25	42	29	31	1929
1930	8	8	6	11	5	9	7	6	8	5	11	7	91	25	22	22	24	1930
1931	5	9	11	7	12	9	14	19	7	4	6	7	110	21	30	42	17	1931
1932	10	9	10	7	11	10	10	9	6	10	11	12	115	26	28	29	27	1932
1933	6	12	11	12	17	10	7	13	12	8	8	13	129	30	40	30	28	1933
1934	10	9	16	8	10	10	7	9	13	5	12	9	118	32	34	26	30	1934
1935	11	9	15	10	14	13	10	11	9	8	11	15	136	29	39	34	28	1935
1936	14	11	15	14	6	13	15	12	8	9	7	14	138	40	35	40	24	1936
1937	17	11	8	13	13	11	11	10	6	13	7	7	127	42	34	32	26	1937
1938	10	9	15	9	16	8	18	10	14	6	8	9	132	26	40	36	28	1938
1939	14	12	13	14	4	13	12	10	8	7	4	10	121	35	31	35	19	1939
1940	7	8	11	11	17	10	10	14	6	9	10	11	124	25	39	34	25	1940
1941	10	5	6	7	10	10	15	5	2	8	5	7	90	26	23	30	15	1941
1942	10	5	13	4	8	10	10	13	7	12	10	15	117	22	25	33	29	1942
1943	15	7	12	10	16	6	9	7	8	8	7	3	108	37	38	22	23	1943
1944	7	8	13	14	7	10	7	9	13	7	9	11	115	18	34	26	29	1944
1945	11	10	13	11	11	9	16	8	11	5	12	12	129	32	35	33	28	1945
1946	10	9	12	9	14	10	9	9	7	9	6	8	112	31	35	28	22	1946
1947	14	5	8	8	14	12	13	8	8	5	8	7	110	27	30	33	21	1947
1948	11	12	14	11	15	14	11	13	7	6	16	7	137	30	40	38	29	1948
1949	15	12	9	12	13	6	9	10	13	9	7	12	127	34	34	25	29	1949
1950	17	12	14	13	15	8	14	7	11	7	7	8	133	41	42	29	25	1950
1951	10	8	13	10	9	13	8	6	6	5	11	12	111	26	32	27	22	1951
1952	12	3	16	14	17	10	5	15	9	5	9	10	125	27	47	30	23	1952
1953	14	8	14	12	15	8	5	6	5	5	6	10	108	32	41	19	16	1953
1954	10	6	12	11	12	6	6	12	11	9	13	9	117	26	35	24	33	1954
1955	8	10	13	14	11	9	3	18	7	8	6	2	109	27	38	30	21	1955
1956	12	11	14	11	10	10	11	8	12	10	9	14	132	25	35	29	31	1956
1957	15	12	11	8	5	12	5	5	11	6	9	12	111	41	24	22	26	1957
1958	10	6	13	13	14	11	15	12	6	3	9	6	118	28	40	38	18	1958
1959	10	8	9	10	8	9	10	12	7	13	8	11	115	24	27	31	28	1959
1960	12	10	9	6	13	8	9	11	8	8	9	6	109	33	28	28	25	1960
1961	7	15	13	12	10	15	12	11	6	6	8	10	125	28	35	38	20	1961
1962	8	18	10	10	11	6	11	5	8	5	8	7	107	36	31	22	21	1962
1963	10	7	14	9	9	12	3	10	7	0	10	6	97	24	32	25	17	1963
1964	9	9	12	17	1	9	8	7	6	5	5	10	98	24	30	24	16	1964
1965	10	7	12	16	8	9	7	9	5	7	9	2	101	27	36	25	21	1965
1966	12	8	7	15	13	7	7	7	11	6	9	10	112	22	35	21	26	1966
1967	4	11	11	10	14	4	9	12	5	3	10	12	105	25	35	25	18	1967
1968	9	3	9	10	14	9	6	11	3	8	12	8	102	24	33	26	23	1968
1969	9	8	8	12	4	6	14	10	6	5	9	11	102	25	24	30	20	1969
1970	9	7	10	14	9	7	12	6	4	10	11	12	111	27	33	25	25	1970
1971	10	11	8	5	16	7	9	10	7	11	8	4	106	33	29	26	26	1971

YEAR	JAN	FEB	MAR	APR	MAY	JUN	JUL	AUG	SEP	OCT	NOV	DEC	YEAR TOTAL	Winter (Dec-Feb)	Spring (Mar-May)	Summer (Jun-Aug)	Autumn (Sept-Nov)	YEAR
1972	16	13	7	11	12	16	10	7	9	6	10	16	133	33	30	33	25	1972
1973	7	8	16	13	11	10	10	9	5	8	12	11	120	31	40	29	25	1973
1974	12	9	12	8	16	10	5	17	12	2	8	10	121	32	36	32	22	1974
1975	15	10	12	9	11	12	12	9	12	9	6	9	126	35	32	33	27	1975
1976	12	9	8	5	10	7	11	6	8	13	4	9	102	30	23	24	25	1976
1977	8	**3**	6	6	6	10	11	8	5	11	**18**	13	105	20	**18**	29	34	1977
1978	11	6	11	9	13	10	8	15	5	11	11	10	120	30	33	33	27	1978
1979	14	13	8	10	16	8	12	14	9	11	7	5	127	37	34	34	27	1979
1980	9	9	16	12	14	7	10	9	7	7	9	7	116	23	42	26	23	1980
1981	5	11	5	13	10	11	8	9	7	8	5	11	103	23	28	28	20	1981
1982	16	11	14	8	9	12	12	10	7	7	6	12	124	38	31	34	20	1982
1983	8	6	11	14	11	10	4	7	4	13	13	9	110	26	36	21	30	1983
1984	11	11	10	14	13	8	12	9	9	8	7	9	121	31	37	29	24	1984
1985	12	6	12	5	10	12	14	9	6	9	11	8	114	27	27	35	26	1985
1986	9	**19**	5	9	5	5	9	9	4	7	11	7	99	36	19	23	22	1986
1987	11	5	7	9	12	8	8	8	15	4	6	12	105	23	28	24	25	1987
1988	11	11	4	8	11	6	9	7	9	7	10	6	99	34	23	22	26	1988
1989	12	11	12	10	15	14	12	9	9	9	12	8	133	29	37	35	30	1989
1990	9	7	11	13	14	8	12	12	5	7	6	13	117	24	38	32	18	1990
1991	10	8	12	11	7	6	8	6	8	7	7	10	100	31	30	20	22	1991
1992	10	8	12	13	10	6	13	9	11	7	16	13	128	28	35	28	34	1992
1993	11	8	14	10	8	13	4	7	14	13	6	10	118	32	32	24	33	1993
1994	14	8	15	12	14	11	13	12	8	5	8	10	130	32	41	36	21	1994
1995	10	7	6	12	15	12	10	6	7	11	12	10	118	27	33	28	30	1995
1996	12	13	9	11	15	10	17	7	14	9	8	**17**	142	35	35	34	31	1996
1997	11	7	15	9	11	7	7	8	9	8	14	11	117	35	35	22	31	1997
1998	14	12	11	11	13	**19**	4	**3**	6	7	5	9	114	37	35	26	18	1998
1999	10	12	12	11	6	9	10	7	14	8	5	7	111	31	29	26	27	1999
2000	5	7	10	15	11	16	16	15	7	3	6	6	117	19	36	**47**	16	2000
2001	9	8	14	12	9	16	9	11	7	4	5	10	114	23	35	36	16	2001
2002	10	6	12	10	11	6	8	6	6	12	10	8	105	26	33	20	28	2002
2003	10	15	12	10	20	15	15	17	14	8	7	10	153	33	42	**47**	29	2003
2004	7	4	12	12	18	14	13	9	8	13	10	7	127	21	42	36	31	2004
2005	10	11	8	10	9	10	10	7	4	10	7	10	106	28	27	27	21	2005
2006	10	6	**2**	12	10	15	7	5	10	10	8	6	101	26	24	27	28	2006
2007	10	7	10	8	6	10	8	10	4	8	9	16	106	23	24	28	21	2007
2008	11	8	13	13	11	10	11	4	9	4	11	14	119	35	37	25	24	2008
2009	7	5	11	12	18	12	8	12	11	13	12	11	132	26	41	32	36	2009
2010	10	10	11	7	11	7	9	9	8	7	8	7	104	31	29	25	23	2010
2011	9	9	12	14	12	10	8	16	16	11	9	7	133	25	38	34	36	2011
2012	11	8	10	9	11	9	10	13	12	11	**3**	12	119	26	30	32	26	2012
2013	9	13	6	8	10	16	12	12	5	9	9	10	119	34	24	40	23	2013
2014	9	13	11	10	12	11	10	9	9	9	9	15	127	32	33	30	27	2014
2015	11	10	13	15	7	16	11	7	5	7	10	14	126	36	35	34	22	2015
2016	10	12	10	11	18	9	12	6	7	6	4	11	116	36	39	27	17	2016
2017	14	4	12	9	16	5	14	13	7	10	9	8	121	29	37	32	26	2017
2018	8	15	10	10	15	12	12	13	**18**	10	11	11	145	31	35	37	39	2018
2019	12	11	12	12	14	15	10	10	3	9	8	11	127	34	38	35	20	2019
2020	9	12	14	16	10	12	12	18	13	10	9	9	144	32	40	42	32	2020
2021	8	15	5	9	12	10	10	12	10	8	6	11	116	32	26	32	24	2021
2022	10	9	7	10	15	10	11	14	8	11	9	8	122	30	32	35	28	2022
2023	10	8	9	8	8	9	14	9	12	7	6	11	111	26	25	32	25	2023
2024	13	9	12	11	14	6	10	11	13	2	10	11	122	33	37	27	25	2024
2025	7	10	6	9	14	12	12	7	12	12	11	9	121	28	29	31	35	2025
2026	6	6	13	9	14	8	9	11	11	*8*			*95*	21	36	28		2026
AVERAGE 1871-2025	10.9	9.7	11.3	10.8	11.5	10.4	10.6	10.3	8.4	8.1	8.9	10.1	121.1	30.8	33.7	31.3	25.4	AVERAGE 1871-2025
30-YEAR AVERAGE 1991-2020	10.1	9.2	11.0	11.2	11.9	11.3	10.4	9.6	9.1	8.6	8.5	10.3	121.3	29.8	34.1	31.2	26.3	30-YEAR AVERAGE 1991-2020
30-YEAR RUNNING AVERAGE 2001-2030	9.6	9.4	10.3	10.6	12.5	11.0	10.6	10.4	9.3	*8.8*	8.4	10.3	121.4	29.1	33.4	32.0	26.5	30-YEAR RUNNING AVERAGE 2001-2030
MAXIMUM	19	19	19	17	21	19	19	21	18	16	18	17	169	46	47	47	45	MAXIMUM
MAX. YEAR	1883	1986, 1884	1898, 1884	1964, 1929, 1884	1882	1998	1889	1873	2018	1890, 1888	1977	1996, 1880, 1879	1889	1883-1884	1952, 1890	2003, 2000	1889	MAX. YEAR
MINIMUM	4	3	2	4	1	4	3	3	2	0	3	2	90	17	18	19	12	MINIMUM
MIN. YEAR	1967, 1896	1977, 1968, 1952	2006	1942, 1899	1964	1967	1963, 1955	1998	1941, 1927, 1884	1963	2012, 1914	1965, 1955	1941	1900-1901	1977	1953	1914	MIN. YEAR

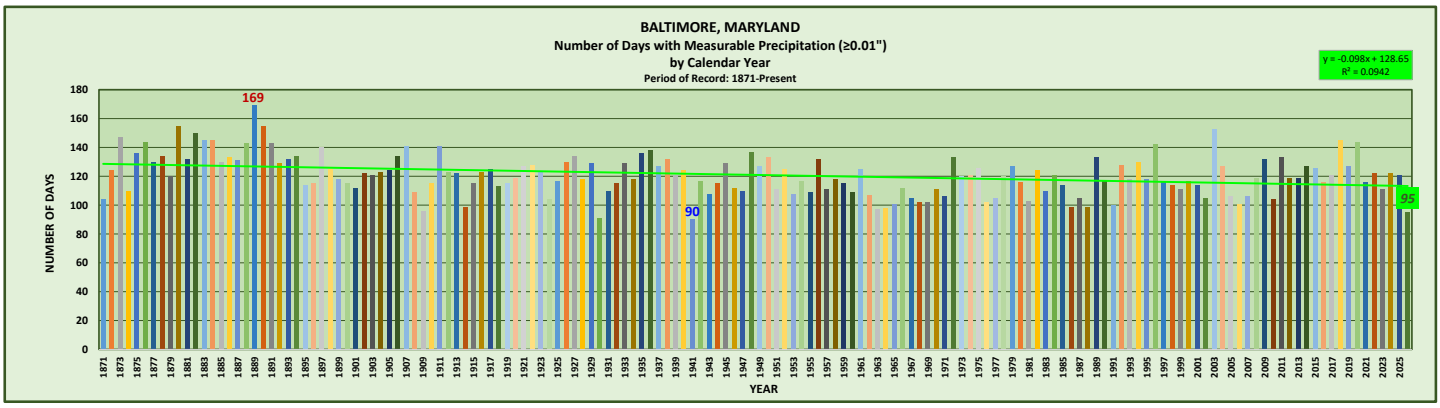

Data through 10/18/2026, Updated 10/19/2026

DATA SOURCE: **1)** National Weather Service - Baltimore/Washington: https://www.weather.gov/wrh/Climate?wfo=lwx
2) Applied Climate Information System (ACIS): https://scacis.rcc-acis.org/

NOTES: **1)** This data for Baltimore includes downtown locations (1/1/1871-7/22/1950), then Friendship/Baltimore-Washington International Thurgood Marshall Airport (7/23/1950-Present).
2) Averages are through the latest complete month, season, or year, updated only when each of those periods is completed.
3) Values highlighted in **bold red** indicate maxima for that month, season, or year; **bold blue** values indicate minima for those periods.
4) Blank cells with this color background indicate future or incomplete past data. Cells having values with this color background indicate existing Running Averages prior to the current year.
5) *Italic text* amounts with this color background are current, incomplete totals.
6) In July 1949, the Baltimore Custom House reported a 2-day estimated amount of 2.01" covering July 12th & 13th. The Local Climatological Data publication shows estimates parsed out as 1.97" on the 12th and 0.04" on the 13th. Upon reviewing surrounding stations, all had significant measurable precipitation on both of those days so the monthly total of 9 days can be considered proper for the Custom House.

BALTIMORE, MARYLAND

Number of Days with Precipitation ≥0.25"

CALENDAR YEAR

Period of Record: 1871-Present

YEAR	JAN	FEB	MAR	APR	MAY	JUN	JUL	AUG	SEP	OCT	NOV	DEC	YEAR TOTAL	Winter (Dec-Feb)	Spring (Mar-May)	Summer (Jun-Aug)	Autumn (Sept-Nov)	YEAR
1871	3	2	4	3	3	4	6	5	3	4	5	5	47		10	15	12	1871
1872	1	1	4	2	2	5	2	5	5	4	5	3	39	7	8	12	14	1872
1873	5	5	3	5	7	1	5	8	6	5	6	0	56	13	15	14	17	1873
1874	3	4	3	8	3	2	4	2	5	0	4	2	40	7	14	8	9	1874
1875	4	4	9	4	2	3	3	8	3	3	5	4	52	10	15	14	11	1875
1876	2	5	5	1	6	5	3	4	10	3	4	3	51	11	12	12	17	1876
1877	7	2	3	5	4	5	6	1	5	4	6	2	50	12	12	12	15	1877
1878	5	3	4	5	9	4	5	6	1	3	4	5	54	10	18	15	8	1878
1879	2	2	2	4	4	7	3	7	3	2	2	6	44	9	10	17	7	1879
1880	3	4	5	1	3	4	4	5	2	5	4	5	45	13	9	13	11	1880
1881	7	5	6	2	5	8	1	2	3	6	4	8	57	17	13	11	13	1881
1882	8	7	5	3	4	3	4	7	9	0	0	3	53	23	12	14	9	1882
1883	4	8	3	5	2	9	5	4	3	5	1	5	54	15	10	18	9	1883
1884	8	10	8	3	7	5	8	4	0	2	4	5	64	23	18	17	6	1884
1885	3	3	3	3	4	4	2	5	2	8	7	3	47	11	10	11	17	1885
1886	5	4	6	3	6	6	6	3	4	1	4	5	53	12	15	15	9	1886
1887	3	5	5	4	5	8	7	4	5	1	3	6	56	13	14	19	9	1887
1888	4	4	5	3	4	2	2	7	6	4	3	2	46	14	12	11	13	1888
1889	7	3	3	7	6	6	9	2	7	5	8	0	63	12	16	17	20	1889
1890	3	5	5	6	9	3	5	6	6	7	1	2	58	8	20	14	14	1890
1891	6	8	8	2	6	5	6	6	3	3	1	3	57	16	16	17	7	1891
1892	8	4	9	6	7	8	6	3	4	0	6	3	64	15	22	17	10	1892
1893	2	6	1	5	4	3	3	2	4	5	5	4	44	11	10	8	14	1893
1894	2	6	2	6	8	4	3	2	4	3	4	6	50	12	16	9	11	1894
1895	5	2	4	7	6	4	4	5	3	3	2	5	50	13	17	13	8	1895
1896	3	5	5	2	3	4	7	3	4	1	5	0	42	13	10	14	10	1896
1897	2	7	5	5	6	4	5	5	2	4	6	5	56	9	16	14	12	1897
1898	3	2	3	2	7	1	4	6	3	4	6	5	46	10	12	11	13	1898
1899	6	8	8	3	5	4	2	6	7	2	3	2	56	19	16	12	12	1899
1900	2	9	5	2	1	5	3	4	2	3	3	2	41	13	8	12	8	1900
1901	4	1	3	7	5	1	6	6	5	2	2	6	48	7	15	13	9	1901
1902	4	5	5	3	3	5	3	4	4	5	6	7	54	15	11	12	15	1902
1903	6	7	5	5	4	7	6	6	2	5	1	3	57	20	14	19	8	1903
1904	5	2	4	4	4	4	9	3	3	2	1	6	47	10	12	16	6	1904
1905	5	6	4	3	4	5	12	7	2	2	2	5	57	17	11	24	6	1905
1906	4	3	5	2	3	7	6	7	0	4	4	4	49	12	10	20	8	1906
1907	6	3	5	4	4	6	8	5	7	2	7	5	62	13	13	19	16	1907
1908	3	5	4	1	5	1	5	5	3	3	1	5	41	13	10	11	7	1908
1909	5	6	6	3	3	6	2	1	4	1	1	3	41	16	12	9	6	1909
1910	8	3	0	6	5	4	1	1	2	5	2	4	41	14	11	6	9	1910
1911	5	4	3	4	2	6	5	9	2	3	7	5	55	13	9	20	12	1911
1912	5	3	6	3	5	4	7	4	5	1	3	6	52	13	14	15	9	1912
1913	4	2	6	5	4	2	4	5	2	7	2	4	47	12	15	11	11	1913
1914	4	5	3	5	2	2	3	8	2	1	1	7	43	13	10	13	4	1914
1915	7	4	1	2	4	3	3	9	5	5	2	6	51	18	7	15	12	1915
1916	1	5	3	5	5	7	6	1	4	1	3	7	48	12	13	14	8	1916
1917	5	2	7	2	4	5	8	3	4	7	0	2	49	14	13	16	11	1917
1918	7	1	4	7	4	2	4	4	4	1	3	6	47	10	15	10	8	1918
1919	5	6	4	5	7	5	7	7	4	5	5	6	66	17	16	19	14	1919
1920	4	4	3	7	5	8	6	11	4	0	4	6	62	14	15	25	8	1920
1921	2	2	4	5	5	2	7	5	3	3	6	4	48	10	14	14	12	1921
1922	2	4	8	0	4	6	8	1	4	2	0	5	44	10	12	15	6	1922
1923	4	3	6	5	2	4	3	4	6	4	3	6	50	12	13	11	13	1923
1924	6	3	5	4	10	8	3	3	5	0	2	3	52	15	19	14	7	1924
1925	6	0	3	5	2	1	5	4	0	8	4	3	41	9	10	10	12	1925
1926	5	7	3	2	4	4	8	7	5	4	6	5	60	15	9	19	15	1926
1927	1	4	3	8	3	5	2	5	1	6	2	2	42	10	14	12	9	1927
1928	3	5	3	5	4	8	5	7	4	0	3	1	48	10	12	20	7	1928
1929	4	5	4	5	2	6	2	3	4	5	3	3	46	10	11	11	12	1929
1930	3	3	3	3	3	5	0	1	0	0	0	2	23	9	9	6	0	1930
1931	2	2	5	3	9	3	6	9	2	2	2	2	47	6	17	18	6	1931
1932	4	2	7	2	6	3	4	6	3	5	6	4	52	8	15	13	14	1932
1933	4	4	6	9	7	4	5	6	5	3	1	2	56	12	22	15	9	1933
1934	3	5	6	3	5	5	3	6	11	2	5	4	58	10	14	14	18	1934
1935	6	3	3	4	3	6	5	5	5	3	4	4	51	13	10	16	12	1935
1936	6	5	7	3	5	3	7	3	2	2	2	7	52	15	15	13	6	1936
1937	10	5	3	6	5	4	4	7	2	7	4	0	57	22	14	15	13	1937
1938	5	3	2	2	5	3	6	3	7	5	5	3	49	8	9	12	17	1938
1939	4	6	5	4	3	6	5	3	3	4	1	3	47	13	12	14	8	1939
1940	2	5	4	5	5	1	5	7	1	5	6	3	49	10	14	13	12	1940
1941	5	2	3	3	2	7	7	3	1	1	2	3	39	10	8	17	4	1941
1942	3	3	6	1	4	4	3	6	2	7	5	4	48	9	11	13	14	1942
1943	4	3	3	3	5	2	4	1	3	5	2	1	36	11	11	7	10	1943
1944	4	4	8	5	2	3	2	3	4	4	5	3	47	9	15	8	13	1944
1945	5	6	2	6	6	3	13	4	4	2	4	5	60	14	14	20	10	1945
1946	0	5	2	2	9	3	4	5	6	4	2	2	44	10	13	12	12	1946
1947	5	2	2	5	5	5	5	5	5	1	6	3	49	9	12	15	12	1947
1948	5	3	4	3	10	9	1	7	4	4	6	7	63	11	17	17	14	1948
1949	7	7	4	4	6	2	3	4	5	6	2	5	55	21	14	9	13	1949
1950	3	5	6	3	7	6	4	1	5	4	2	4	50	13	16	11	11	1950
1951	5	3	3	5	4	7	2	1	2	3	6	6	47	12	12	10	11	1951
1952	6	3	6	7	5	5	2	6	5	1	5	5	56	15	18	13	11	1952
1953	6	4	8	9	8	4	3	2	2	2	2	5	55	15	25	9	6	1953
1954	4	1	7	5	3	0	4	7	1	4	4	5	45	10	15	11	9	1954
1955	0	4	4	3	3	4	1	11	0	4	2	0	36	9	10	16	6	1955
1956	4	6	5	4	5	3	6	3	3	7	4	5	55	10	14	12	14	1956
1957	5	4	4	4	0	3	2	1	5	4	3	6	41	14	8	6	12	1957
1958	4	6	8	7	2	7	8	6	2	2	2	2	56	16	17	21	6	1958
1959	4	3	4	7	3	4	8	5	2	7	4	5	56	9	14	17	13	1959
1960	3	6	5	5	6	2	6	6	5	3	1	4	52	14	16	14	9	1960
1961	4	6	4	6	5	5	5	5	1	2	2	3	48	14	15	15	5	1961
1962	2	5	6	5	2	2	2	2	2	1	7	4	40	10	13	6	10	1962
1963	3	2	8	3	2	6	1	3	3	0	6	3	40	9	13	10	9	1963
1964	7	6	2	10	1	5	4	2	5	2	1	5	50	16	13	11	8	1964
1965	6	2	6	3	3	3	3	7	2	2	0	2	39	13	12	13	4	1965
1966	6	3	1	6	6	2	1	3	6	3	3	6	46	11	13	6	12	1966
1967	1	2	5	3	4	2	2	6	0	2	2	7	36	9	12	10	4	1967
1968	1	2	4	1	6	6	2	5	2	5	4	3	41	10	11	13	11	1968
1969	2	2	3	3	2	4	6	4	2	1	1	6	36	7	8	14	4	1969
1970	1	5	6	4	3	4	7	2	0	3	7	5	47	12	13	13	10	1970
1971	2	6	2	3	7	5	4	8	3	6	4	2	52	13	12	17	13	1971

YEAR	JAN	FEB	MAR	APR	MAY	JUN	JUL	AUG	SEP	OCT	NOV	DEC	YEAR TOTAL	Winter (Dec-Feb)	Spring (Mar-May)	Summer (Jun-Aug)	Autumn (Sept-Nov)	YEAR
1972	5	6	5	5	7	4	3	3	1	4	7	5	55	13	17	10	12	1972
1973	6	4	7	7	7	4	4	3	3	2	2	9	58	15	21	11	7	1973
1974	4	1	4	3	6	3	1	8	6	2	1	4	43	14	13	12	9	1974
1975	7	4	6	5	7	6	6	5	8	3	3	4	64	15	18	17	14	1975
1976	5	3	4	2	5	4	7	4	6	**8**	1	1	50	12	11	15	15	1976
1977	3	1	3	4	2	5	3	4	2	5	8	5	45	**5**	9	12	15	1977
1978	7	1	5	2	7	5	4	5	1	**0**	4	7	48	13	14	14	5	1978
1979	9	8	4	3	6	5	4	9	3	7	4	2	64	**24**	13	18	14	1979
1980	5	1	6	6	6	3	4	4	2	3	3	1	44	8	18	11	8	1980
1981	**0**	5	2	3	5	7	4	3	5	5	**0**	4	43	6	10	14	10	1981
1982	5	5	3	5	2	5	4	**0**	5	2	5	3	44	14	10	9	12	1982
1983	2	4	8	8	5	3	1	2	3	3	6	6	51	9	21	**6**	12	1983
1984	2	4	7	7	6	2	4	4	2	2	3	2	45	12	20	10	7	1984
1985	3	3	4	**0**	8	2	4	3	2	4	5	1	39	8	12	9	11	1985
1986	3	7	2	3	**0**	2	4	6	1	3	7	5	43	11	**5**	12	11	1986
1987	7	3	1	3	5	4	3	2	7	3	4	3	45	15	9	9	14	1987
1988	4	5	2	2	6	1	4	3	3	1	6	1	38	12	10	8	10	1988
1989	6	6	4	6	9	6	9	1	5	6	3	3	64	13	19	16	14	1989
1990	4	3	4	6	4	4	7	7	2	3	1	8	53	10	14	18	6	1990
1991	3	**0**	8	3	2	2	5	2	5	3	2	5	40	11	13	9	10	1991
1992	3	4	7	3	5	3	4	4	5	2	4	4	48	12	15	11	11	1992
1993	4	3	7	6	5	2	2	3	5	4	4	4	49	11	18	7	13	1993
1994	6	4	**9**	3	3	3	6	7	3	2	4	2	52	14	15	16	9	1994
1995	2	3	1	2	6	4	4	1	4	5	5	3	40	7	9	9	14	1995
1996	7	3	4	5	**10**	5	7	5	6	4	2	6	64	13	19	17	12	1996
1997	4	4	8	3	4	5	2	2	2	6	7	5	52	14	15	9	15	1997
1998	4	6	8	5	6	5	2	2	2	1	2	3	46	15	19	9	5	1998
1999	5	4	5	4	3	3	2	5	8	3	2	5	49	12	12	10	13	1999
2000	5	2	5	5	4	6	7	6	5	**0**	4	2	51	12	14	19	9	2000
2001	3	3	5	1	6	3	4	3	2	1	1	2	34	8	12	10	4	2001
2002	3	**0**	6	4	4	3	4	3	3	7	5	5	47	**5**	14	10	15	2002
2003	2	6	6	5	6	**10**	7	9	8	5	5	7	**76**	13	17	**26**	18	2003
2004	1	2	2	6	7	4	6	5	5	2	4	4	48	10	15	15	11	2004
2005	5	2	3	3	2	4	9	4	1	7	3	5	48	11	8	17	11	2005
2006	6	4	**0**	5	1	7	2	2	5	6	5	2	45	15	6	11	16	2006
2007	4	2	3	5	2	2	3	4	**0**	5	1	6	37	8	10	9	6	2007
2008	1	2	3	6	8	5	5	2	7	1	3	3	46	9	17	12	11	2008
2009	4	**0**	3	4	9	6	6	5	4	7	7	**10**	65	7	16	17	18	2009
2010	3	6	5	3	7	2	7	5	3	5	2	2	50	19	15	14	10	2010
2011	2	5	4	5	5	4	4	9	8	4	3	5	58	9	14	17	15	2011
2012	4	1	3	2	3	3	4	4	4	5	1	3	37	10	8	11	10	2012
2013	4	3	4	3	4	7	5	2	2	4	2	7	47	10	11	14	8	2013
2014	5	4	5	7	5	4	4	3	3	5	4	5	54	16	17	11	12	2014
2015	5	2	7	6	1	9	4	5	2	5	4	5	55	12	14	18	11	2015
2016	4	6	4	1	7	5	9	4	4	1	2	4	51	15	12	18	7	2016
2017	4	2	5	5	7	1	6	7	3	4	2	2	48	10	17	14	9	2017
2018	1	6	5	4	8	5	9	5	**11**	3	**9**	6	72	9	17	19	**23**	2018
2019	3	5	4	3	8	6	6	3	**0**	6	2	5	51	14	15	15	8	2019
2020	5	4	5	5	3	6	3	10	4	3	5	6	59	14	13	19	12	2020
2021	3	**10**	5	3	5	4	4	5	5	2	1	1	48	19	13	13	8	2021
2022	5	4	5	4	6	5	5	5	2	6	4	7	58	10	15	15	12	2022
2023	2	4	2	5	1	4	8	3	5	1	2	6	43	13	8	15	8	2023
2024	6	3	6	3	5	2	2	6	4	1	3	3	44	15	14	10	8	2024
2025	2	4	3	3	6	4	8	2	6	1	2	2	43	9	12	14	9	2025
2026	2	3	4	3	6	2	7	5	6	2			*40*	7	13	14		2026
AVERAGE 1871-2025	4.1	4.0	4.5	4.1	4.7	4.3	4.6	4.5	3.7	3.4	3.5	4.1	49.5	12.2	13.4	13.5	10.6	AVERAGE 1871-2025
30-YEAR AVERAGE 1991-2020	3.7	3.3	4.8	4.1	5.0	4.5	4.9	4.4	4.1	3.9	3.5	4.4	50.6	11.5	13.9	13.8	11.5	30-YEAR AVERAGE 1991-2020
30-YEAR RUNNING AVERAGE 2001-2030	3.4	3.6	4.1	4.0	5.1	4.5	5.4	4.6	4.1	*3.8*	3.3	4.5	50.6	11.4	13.2	14.5	11.2	30-YEAR RUNNING AVERAGE 2001-2030
MAXIMUM	10	10	9	10	10	10	13	11	11	8	9	10	76	24	25	26	23	MAXIMUM
MAX. YEAR	1937	2021, 1884	1994, 1892, 1875	1964	1996, 1948, 1924	2003	1945	1955, 1920	2018, 1934	1976, 1925, 1885	2018	2009	2003	1978-1979	1953	2003	2018	MAX. YEAR
MINIMUM	0	0	0	0	0	0	0	0	0	0	0	0	23	5	5	6	0	MINIMUM
MIN. YEAR	1981, 1955, 1946	2009, 2002, 1991, 1925	2006, 1910	1985, 1922	1986, 1957	1954	1930	1982	2019, 2007 +7 other months	2000, 1978 +8 other months	1981, 1965, 1930, 1922, 1917, 1882	1955, 1937, 1896, 1889, 1873	1930	2001-2002, 1976-1977	1986	1983, 1966, 1962, 1957 1930, 1910	1930	MIN. YEAR

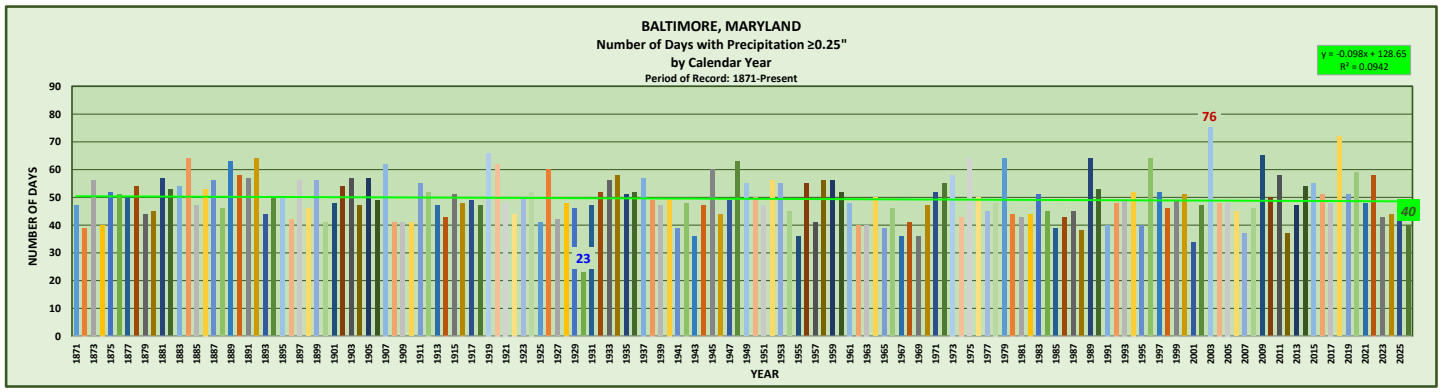

Data through 10/18/2026, Updated 10/19/2026

DATA SOURCE: **1)** National Weather Service - Baltimore/Washington: https://www.weather.gov/wrh/Climate?wfo=lwx

2) Applied Climate Information System (ACIS): https://scacis.rcc-acis.org/

NOTES: **1)** This data for Baltimore includes downtown locations (1/1/1871-7/22/1950), then Friendship/Baltimore-Washington International Thurgood Marshall Airport (7/23/1950-Present).

2) Averages are through the latest complete month, season, or year, updated only when each of those periods is completed.

3) Values highlighted in **bold red** indicate maxima for that month, season, or year; **bold blue** values indicate minima for seasons and years.

4) Blank cells with this color background indicate future or incomplete past data. Cells having values with this color background indicate existing Running Averages prior to the current year.

5) *Italic text* amounts with this color background are current, incomplete totals.

6) In July 1949, the Baltimore Custom House reported a 2-day estimated amount of 2.01" covering July 12th & 13th. The Local Climatological Data publication shows estimates parsed out as 1.97" on the 12th and 0.04" on the 13th.
Upon reviewing surrounding stations, all had measurable precipitation on both days. Only stations having the same midnight observation times were used to determine there was likely only a single day (the 12th) having a total of ≥1.00" but no amount ≥0.25" on the 13th.

BALTIMORE, MARYLAND

Number of Days with Precipitation ≥0.50"

CALENDAR YEAR

Period of Record: 1871-Present

YEAR	JAN	FEB	MAR	APR	MAY	JUN	JUL	AUG	SEP	OCT	NOV	DEC	YEAR TOTAL	Winter (Dec-Feb)	Spring (Mar-May)	Summer (Jun-Aug)	Autumn (Sept-Nov)	YEAR
1871	1	0	3	2	1	2	3	1	2	2	3	0	20		6	6	7	1871
1872	0	1	2	2	0	3	2	4	4	3	2	1	24	1	4	9	9	1872
1873	2	3	2	2	5	1	2	6	3	5	2	0	33	6	9	9	10	1873
1874	2	1	0	4	1	1	3	2	4	0	2	1	21	3	5	6	6	1874
1875	2	3	3	1	2	2	3	8	3	0	4	1	32	6	6	13	7	1875
1876	1	2	4	1	4	4	2	0	6	1	1	0	26	4	9	6	8	1876
1877	3	1	2	2	2	3	4	0	4	2	4	2	29	4	6	7	10	1877
1878	4	2	3	4	6	2	2	4	0	3	4	4	38	8	13	8	7	1878
1879	1	1	0	3	2	2	2	6	1	0	1	3	22	6	5	10	2	1879
1880	1	1	4	1	1	2	3	3	1	2	1	2	22	5	6	8	4	1880
1881	3	3	4	0	1	5	1	2	2	3	1	4	29	8	5	8	6	1881
1882	4	4	2	1	2	3	3	2	6	0	0	1	28	12	5	8	6	1882
1883	1	3	2	1	1	6	2	2	2	2	1	2	25	5	4	10	5	1883
1884	2	6	6	1	2	2	6	1	0	0	2	3	31	10	9	9	2	1884
1885	3	3	0	0	3	2	2	3	1	5	4	3	29	9	3	7	10	1885
1886	1	4	3	2	5	2	4	2	1	1	3	2	30	8	10	8	5	1886
1887	2	3	2	1	1	4	5	3	2	1	1	4	29	7	4	12	4	1887
1888	3	1	4	1	3	2	1	3	4	2	2	1	27	8	8	6	8	1888
1889	5	1	3	3	4	5	5	0	5	4	5	0	40	7	10	10	14	1889
1890	0	3	3	2	5	2	4	3	4	3	0	2	31	3	10	9	7	1890
1891	3	4	7	2	1	3	5	5	2	2	0	3	37	9	10	13	4	1891
1892	5	1	5	3	4	3	5	1	1	0	4	3	35	9	12	9	5	1892
1893	1	4	1	2	2	2	1	2	1	3	4	2	25	8	5	5	8	1893
1894	1	3	0	3	4	3	0	0	4	2	2	2	24	6	7	3	8	1894
1895	3	0	2	5	2	2	2	2	2	2	1	2	25	5	9	6	5	1895
1896	2	4	5	1	0	3	5	2	3	1	3	0	29	8	6	10	7	1896
1897	1	6	1	3	6	1	4	4	2	2	4	1	35	7	10	9	8	1897
1898	2	1	1	0	2	1	4	4	1	4	2	3	25	4	3	9	7	1898
1899	2	4	4	2	2	2	1	3	5	2	2	1	30	9	8	6	9	1899
1900	1	4	2	2	1	3	0	1	2	1	1	1	19	6	5	4	4	1900
1901	2	0	2	5	3	0	5	4	2	1	2	4	30	3	10	9	5	1901
1902	2	3	2	1	1	5	2	4	4	4	3	4	35	9	4	11	11	1902
1903	2	5	4	3	2	5	3	4	1	4	0	1	34	11	9	12	5	1903
1904	1	1	2	1	2	2	5	2	2	2	1	1	22	3	5	9	5	1904
1905	4	1	3	2	1	3	7	4	2	2	2	3	34	6	6	14	6	1905
1906	1	1	3	2	2	5	3	4	0	3	1	3	28	5	7	12	4	1906
1907	0	2	3	3	2	4	2	3	5	1	4	3	32	5	8	9	10	1907
1908	2	4	1	0	2	1	3	3	3	3	1	3	26	9	3	7	7	1908
1909	2	2	3	2	2	4	1	1	3	1	0	2	23	7	7	6	4	1909
1910	4	1	0	5	1	4	1	0	1	2	1	3	23	7	6	5	4	1910
1911	3	2	0	1	2	2	1	8	2	2	4	2	29	8	3	11	8	1911
1912	2	2	4	0	2	3	7	2	3	1	1	4	31	6	6	12	5	1912
1913	1	2	4	3	1	1	2	3	1	2	1	2	23	7	8	6	4	1913
1914	4	3	0	3	1	2	2	6	1	1	1	3	27	9	4	10	3	1914
1915	5	4	1	1	2	2	1	7	1	1	1	3	29	12	4	10	3	1915
1916	0	1	2	2	3	4	4	0	1	1	2	1	21	4	7	8	4	1916
1917	2	2	1	1	4	3	4	2	2	5	0	2	28	5	6	9	7	1917
1918	5	0	2	5	2	0	2	3	2	0	2	4	27	7	9	5	4	1918
1919	2	1	3	2	4	2	6	6	3	2	3	2	36	7	9	14	8	1919
1920	0	1	2	3	1	6	4	5	2	0	2	2	28	3	6	15	4	1920
1921	1	2	1	2	4	2	3	2	3	1	2	1	24	5	7	7	6	1921
1922	2	1	5	0	3	4	4	1	3	2	0	2	27	4	8	9	5	1922
1923	3	2	3	4	2	1	1	2	3	2	2	2	27	7	9	4	7	1923
1924	6	3	4	4	4	4	2	3	4	0	2	3	39	11	12	9	6	1924
1925	3	0	0	1	1	1	5	2	0	5	1	1	20	6	2	8	6	1925
1926	3	3	2	1	2	2	3	6	4	3	5	2	36	7	5	11	12	1926
1927	0	3	0	5	0	1	0	3	1	5	1	2	21	5	5	4	7	1927
1928	3	3	2	4	2	3	2	5	3	0	1	1	29	8	8	10	4	1928
1929	4	3	2	3	0	5	0	3	2	3	3	3	31	8	5	8	8	1929
1930	3	2	1	1	1	2	0	0	0	0	0	2	12	8	3	2	0	1930
1931	2	1	3	2	5	1	4	5	1	2	1	2	29	5	10	10	4	1931
1932	4	1	4	2	4	2	1	3	1	3	4	3	32	7	10	6	8	1932
1933	2	3	5	6	3	3	2	5	2	1	1	2	35	8	14	10	4	1933
1934	2	4	3	1	3	5	2	5	6	0	3	2	36	8	7	12	9	1934
1935	4	2	1	3	2	3	3	4	4	2	4	0	32	8	6	10	10	1935
1936	5	3	5	2	3	0	4	3	1	1	0	6	33	8	10	7	2	1936
1937	7	3	1	5	3	3	3	4	1	5	3	0	38	16	9	10	9	1937
1938	1	2	1	0	4	1	5	1	3	2	1	2	23	3	5	7	6	1938
1939	2	5	3	4	1	2	0	2	3	3	1	0	26	9	8	4	7	1939
1940	2	3	3	5	3	1	3	4	1	0	3	3	31	5	11	8	4	1940
1941	3	0	2	2	2	4	4	1	0	1	1	2	22	6	6	9	2	1941
1942	1	3	5	1	3	1	2	5	2	6	2	3	34	6	9	8	10	1942
1943	1	1	3	1	3	1	3	0	2	4	2	1	22	5	7	4	8	1943
1944	2	1	7	2	1	2	1	1	1	3	2	3	26	4	10	4	6	1944
1945	2	3	1	3	3	3	5	2	2	1	3	3	31	8	7	10	6	1945
1946	0	4	0	1	5	2	4	2	4	2	1	1	26	7	6	8	7	1946
1947	3	1	0	2	4	4	2	3	4	1	3	1	28	5	6	9	8	1947
1948	3	1	3	3	6	6	1	4	2	3	4	6	42	5	12	11	9	1948
1949	3	3	2	3	4	0	2	2	1	4	0	1	25	12	9	4	5	1949
1950	2	4	1	0	4	4	4	1	3	1	1	2	27	7	5	9	5	1950
1951	2	3	3	3	2	6	1	1	2	2	4	4	33	7	8	8	8	1951
1952	5	3	4	6	4	4	2	4	1	0	3	5	41	12	14	10	4	1952
1953	3	2	4	3	5	2	3	1	1	2	1	3	30	10	12	6	4	1953
1954	1	1	2	3	1	0	1	4	0	2	1	2	18	5	6	5	3	1954
1955	0	2	3	2	2	4	0	9	0	4	2	0	28	2	7	13	6	1955
1956	0	2	3	2	1	1	4	1	2	2	2	2	22	2	6	6	6	1956
1957	0	2	1	2	0	1	1	1	4	2	2	5	21	4	3	3	8	1957
1958	2	3	3	4	2	4	7	3	1	2	2	1	34	10	9	14	5	1958
1959	1	1	2	1	3	1	6	3	0	3	1	2	24	3	6	10	4	1959
1960	1	4	2	3	3	1	5	5	2	1	0	3	30	7	8	11	3	1960
1961	3	3	4	3	2	4	3	4	1	2	1	3	33	9	9	11	4	1961
1962	1	3	4	4	2	1	1	1	2	1	6	3	29	7	10	3	9	1962
1963	0	2	5	1	1	5	1	3	3	0	5	2	28	5	7	9	8	1963
1964	4	3	1	3	0	2	1	2	3	1	1	2	23	9	4	5	5	1964
1965	2	2	3	0	1	1	1	5	2	1	0	0	18	6	4	7	3	1965
1966	4	3	1	3	4	0	1	1	3	3	2	3	28	7	8	2	8	1966
1967	1	1	3	1	1	2	1	6	0	1	2	3	22	5	5	9	3	1967
1968	1	0	3	1	3	2	1	2	2	3	3	2	23	4	7	5	8	1968
1969	1	1	0	1	1	3	3	1	2	1	1	6	21	4	2	7	4	1969
1970	0	3	2	2	0	4	3	1	0	3	4	2	24	9	4	8	7	1970
1971	1	4	2	1	3	2	4	4	3	5	3	1	33	7	6	10	11	1971

YEAR	JAN	FEB	MAR	APR	MAY	JUN	JUL	AUG	SEP	OCT	NOV	DEC	YEAR TOTAL	Winter (Dec-Feb)	Spring (Mar-May)	Summer (Jun-Aug)	Autumn (Sept-Nov)	YEAR
1972	2	3	3	4	4	4	2	3	0	2	5	4	36	6	11	9	7	1972
1973	2	2	3	**6**	2	3	3	3	3	2	0	6	35	8	11	9	5	1973
1974	2	0	3	1	2	1	1	3	3	2	1	3	22	8	6	5	6	1974
1975	1	2	3	1	4	4	4	2	6	2	1	2	32	6	8	10	9	1975
1976	3	2	2	1	2	2	5	4	3	5	0	1	30	7	5	11	8	1976
1977	0	1	3	2	1	3	2	3	0	3	5	2	25	2	6	8	8	1977
1978	6	0	2	1	5	1	3	3	1	0	3	3	28	8	8	7	4	1978
1979	6	5	0	2	2	3	2	6	3	4	3	0	36	14	4	11	10	1979
1980	1	0	4	3	1	2	2	3	0	2	2	0	20	**1**	8	7	4	1980
1981	0	2	1	1	1	5	2	0	2	2	0	3	19	2	3	7	4	1981
1982	3	5	3	4	1	4	0	0	3	1	5	2	31	11	8	4	9	1982
1983	2	2	5	4	4	3	1	1	2	2	5	6	37	6	13	5	9	1983
1984	2	4	6	1	3	2	1	3	2	1	2	1	28	12	10	6	5	1984
1985	1	2	1	0	6	1	2	2	2	1	4	1	23	4	7	5	7	1985
1986	3	2	0	1	0	1	2	3	0	1	6	4	23	6	**1**	6	7	1986
1987	5	2	0	1	3	2	3	1	6	1	3	0	27	11	4	6	10	1987
1988	3	4	2	2	4	1	3	2	2	1	5	0	29	7	8	6	8	1988
1989	3	2	2	2	**7**	3	**7**	1	3	**6**	1	2	39	5	11	11	10	1989
1990	4	0	2	4	3	1	4	5	1	2	1	5	32	6	9	10	4	1990
1991	3	0	3	1	1	1	1	2	3	2	1	3	21	8	5	4	6	1991
1992	0	2	2	0	2	2	3	2	3	1	2	3	22	5	4	7	6	1992
1993	2	3	4	4	2	1	1	1	1	2	2	4	27	8	10	3	5	1993
1994	5	3	**8**	2	3	2	3	2	2	2	1	2	35	12	13	7	5	1994
1995	2	1	1	2	2	0	3	1	2	4	3	2	23	5	5	4	9	1995
1996	5	1	3	3	6	2	4	3	5	2	2	4	40	8	12	9	9	1996
1997	1	2	4	1	1	4	1	2	1	4	3	0	24	7	6	7	8	1997
1998	3	5	6	2	3	1	1	1	1	1	1	0	25	8	11	3	3	1998
1999	5	3	2	2	1	1	1	5	**7**	3	2	2	34	8	5	7	12	1999
2000	3	2	2	5	3	3	5	2	3	0	0	2	30	7	10	10	3	2000
2001	2	2	2	1	4	2	3	2	1	0	1	1	21	6	7	7	2	2001
2002	1	0	2	2	2	1	2	2	2	5	3	4	26	2	6	5	10	2002
2003	1	2	1	1	3	5	3	3	6	4	4	5	38	7	5	11	**14**	2003
2004	0	2	1	5	4	2	5	3	3	1	3	3	32	7	10	10	7	2004
2005	1	1	2	2	1	3	5	3	0	4	3	3	28	5	5	11	7	2005
2006	3	2	0	4	1	5	1	1	5	4	3	2	31	8	5	7	12	2006
2007	2	2	3	4	1	1	2	3	0	3	1	2	24	6	8	6	4	2007
2008	1	2	2	4	5	3	4	2	2	1	3	3	32	5	11	9	6	2008
2009	1	0	1	4	6	4	1	4	2	**6**	4	**8**	41	4	11	9	12	2009
2010	2	3	4	2	1	2	3	3	3	3	1	2	29	13	7	8	7	2010
2011	1	3	2	2	1	1	3	6	**7**	2	1	3	32	6	5	10	10	2011
2012	3	1	1	1	1	2	2	3	1	5	0	2	22	7	3	7	6	2012
2013	3	0	3	2	4	4	2	0	2	3	2	6	31	5	9	6	7	2013
2014	2	3	3	4	1	2	1	3	3	4	3	4	33	11	8	6	10	2014
2015	4	1	5	3	1	**7**	3	2	1	5	3	5	40	9	9	12	9	2015
2016	2	4	2	0	3	3	5	2	4	0	1	2	28	11	5	10	5	2016
2017	2	1	2	2	4	1	3	5	2	2	1	0	25	5	8	9	5	2017
2018	0	4	2	3	**7**	4	**7**	2	4	3	**7**	5	48	4	12	13	**14**	2018
2019	2	3	3	0	6	2	3	2	0	5	0	3	29	10	9	7	5	2019
2020	1	2	2	4	0	4	2	7	4	3	3	4	36	6	6	13	10	2020
2021	1	2	4	1	3	2	2	3	2	2	1	0	23	7	8	7	5	2021
2022	3	1	4	4	4	2	3	2	2	5	2	2	34	4	12	7	9	2022
2023	1	2	1	2	0	3	5	3	5	1	1	5	29	5	3	11	7	2023
2024	3	1	4	3	1	1	0	5	0	0	2	2	22	9	8	6	2	2024
2025	1	1	3	1	5	2	4	2	2	1	0	1	23	4	9	8	3	2025
2026	2	1	1	1	2	1	6	4	1	*1*			*20*	4	4	11		2026
AVERAGE 1871-2025	2.2	2.2	2.5	2.2	2.5	2.5	2.7	2.8	2.3	2.2	2.1	2.4	28.6	6.8	7.3	8.1	6.5	AVERAGE 1871-2025
30-YEAR AVERAGE 1991-2020	2.1	2.0	2.6	2.4	2.7	2.5	2.8	2.6	2.7	2.8	2.1	3.0	30.2	7.1	7.7	7.9	7.6	30-YEAR AVERAGE 1991-2020
30-YEAR RUNNING AVERAGE 2001-2030	1.7	1.8	2.3	2.4	2.7	2.7	3.1	3.0	2.5	*2.8*	2.1	3.1	30.3	6.5	7.4	8.7	7.5	30-YEAR RUNNING AVERAGE 2001-2030
MAXIMUM	7	6	8	6	7	7	7	9	7	6	7	8	48	16	14	15	14	MAXIMUM
MAX. YEAR	1937	1897, 1884	1994	1973, 1952, 1933	2018, 1989	2015	2018, 1989, 1958, 1912, 1905	1955	2011, 1999	2009, 1989, 1942	2018	2009	2018	1936-1937	1952, 1933	1920	2018, 2003, 1889	MAX. YEAR
MINIMUM	0	0	0	0	0	0	0	0	0	0	0	0	12	1	1	2	0	MINIMUM
MIN. YEAR	2018+	2013+	2006+	2019+	2023+	1995+	2024+	2013+	2024+	2024+	2025+	2021+	1930	1979-1980, 1871-1872	1986	1966, 1930	1930	MIN. YEAR

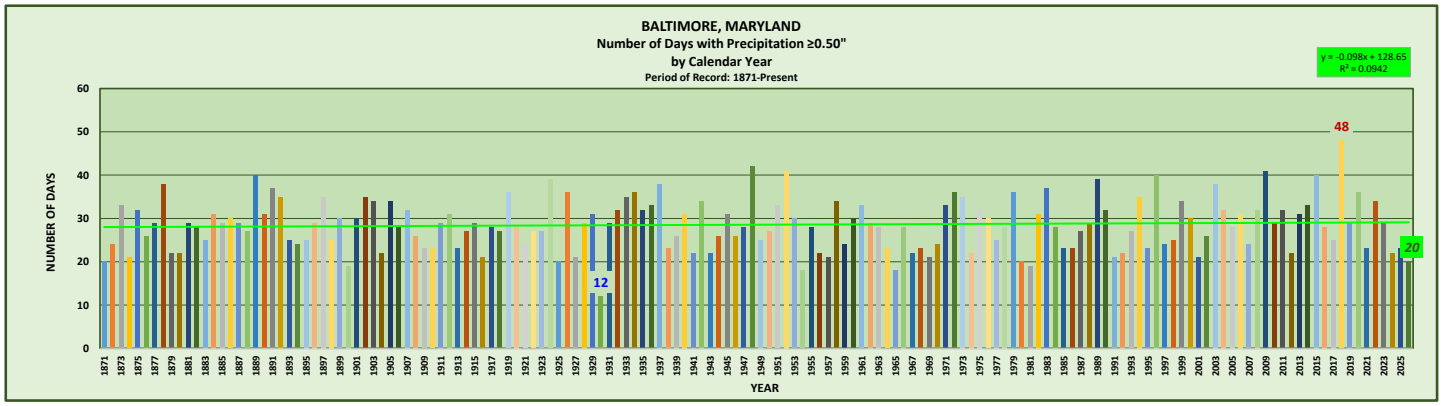

Data through 10/18/2026, Updated 10/19/2026

DATA SOURCE: **1)** National Weather Service - Baltimore/Washington: https://www.weather.gov/wrh/Climate?wfo=lwx

2) Applied Climate Information System (ACIS): https://scacis.rcc-acis.org/

NOTES: **1)** This data for Baltimore includes downtown locations (1/1/1871-7/22/1950), then Friendship/Baltimore-Washington International Thurgood Marshall Airport (7/23/1950-Present).

2) Averages are through the latest complete month, season, or year, updated only when each of those periods is completed.

3) Values highlighted in **bold red** indicate maxima for that month, season, or year; **bold blue** values indicate minima for seasons and years. Due to the many zeros in the monthly category, only the seasons and years contain the minima.

4) Blank cells with this color background indicate future or incomplete past data. Cells having values with this color background indicate existing Running Averages prior to the current year.

5) *Italic text* amounts with this color background are current, incomplete totals.

6) In July 1949, the Baltimore Custom House reported a 2-day estimated amount of 2.01" covering July 12th & 13th. The Local Climatological Data publication shows estimates parsed out as 1.97" on the 12th and 0.04" on the 13th. Upon reviewing surrounding stations, all had measurable precipitation on both days. Only stations having the same midnight observation times were used to determine there was likely only a single day (the 12th) having a total of ≥1.00" but no amount ≥0.50" on the 13th.

BALTIMORE, MARYLAND

Number of Days with Precipitation ≥1.00"

CALENDAR YEAR

Period of Record: 1871-Present

YEAR	JAN	FEB	MAR	APR	MAY	JUN	JUL	AUG	SEP	OCT	NOV	DEC	YEAR TOTAL	Winter (Dec-Feb)	Spring (Mar-May)	Summer (Jun-Aug)	Autumn (Sept-Nov)	YEAR
1871	0	0	1	0	1	0	2	1	1	1	1	0	8		2	3	3	1871
1872	0	0	0	1	0	1	0	1	1	1	0	0	5	0	1	2	2	1872
1873	1	1	1	0	1	0	0	2	0	3	1	0	10	2	2	2	4	1873
1874	0	1	0	2	0	0	2	1	1	0	0	0	7	1	2	3	1	1874
1875	0	1	1	1	0	0	1	3	1	0	1	1	10	1	2	4	2	1875
1876	0	0	2	1	2	1	1	0	3	1	0	0	11	1	5	2	4	1876
1877	0	1	1	0	0	0	1	0	3	2	2	1	11	1	1	1	7	1877
1878	0	2	2	1	0	1	2	1	0	1	1	2	13	3	3	4	2	1878
1879	1	0	0	1	1	1	1	2	1	0	0	2	10	3	2	4	1	1879
1880	0	0	0	1	0	2	3	2	1	0	0	1	10	2	1	7	1	1880
1881	1	3	2	0	0	2	0	1	1	1	0	2	13	5	2	3	2	1881
1882	0	0	0	1	0	0	2	2	5	0	0	0	10	2	1	4	5	1882
1883	0	1	1	1	0	3	0	1	2	0	0	0	9	1	2	4	2	1883
1884	1	1	1	1	0	0	3	0	0	0	1	1	9	2	2	3	1	1884
1885	0	2	0	0	2	1	1	3	0	2	0	1	12	3	2	5	2	1885
1886	1	2	2	0	3	1	4	1	0	0	2	0	16	4	5	6	2	1886
1887	1	2	1	0	0	1	3	2	0	0	0	3	13	3	1	6	0	1887
1888	0	1	1	0	1	2	1	2	2	0	2	1	13	4	2	5	4	1888
1889	0	1	2	3	2	2	2	0	0	1	2	0	15	2	7	4	3	1889
1890	0	2	0	0	1	0	1	3	1	1	0	1	10	2	1	4	2	1890
1891	2	0	3	0	0	2	3	0	1	1	0	1	13	3	3	5	2	1891
1892	2	0	3	0	2	1	0	0	0	0	1	0	9	3	5	1	1	1892
1893	0	1	0	1	2	0	1	1	0	2	1	0	9	1	3	2	3	1893
1894	0	0	0	1	3	1	0	0	2	2	0	2	11	0	4	1	4	1894
1895	2	0	0	2	0	1	1	0	1	1	1	1	10	4	2	2	3	1895
1896	1	1	2	0	0	1	1	0	2	0	1	0	9	3	2	2	3	1896
1897	0	1	0	0	2	0	3	1	1	1	1	1	11	1	2	4	3	1897
1898	1	0	0	0	1	0	2	3	0	0	0	0	7	2	1	5	0	1898
1899	0	1	1	0	0	0	0	1	3	1	1	0	8	1	1	1	5	1899
1900	0	0	0	0	0	1	0	1	2	0	0	1	5	0	0	2	2	1900
1901	0	0	1	1	0	0	2	2	0	1	1	3	11	1	2	4	2	1901
1902	1	1	1	1	0	1	0	2	2	3	1	3	16	5	2	3	6	1902
1903	1	1	1	0	1	2	3	2	0	1	0	1	13	5	2	7	1	1903
1904	0	0	0	0	0	0	0	0	2	2	1	1	6	1	0	0	5	1904
1905	1	0	0	0	0	2	4	3	1	0	0	2	13	2	0	9	1	1905
1906	1	0	2	2	1	2	2	2	0	3	0	2	17	3	5	6	3	1906
1907	0	0	0	1	0	2	1	1	3	0	2	2	12	2	1	4	5	1907
1908	2	1	0	0	1	0	2	3	1	0	0	0	10	5	1	5	1	1908
1909	0	0	2	1	2	0	0	0	1	0	0	1	7	0	5	0	1	1909
1910	0	0	0	3	0	2	0	0	1	0	0	0	6	1	3	2	1	1910
1911	0	0	0	0	1	1	1	4	0	1	1	0	9	0	1	6	2	1911
1912	0	2	3	0	0	1	2	1	1	0	1	1	12	2	3	4	2	1912
1913	0	0	0	3	1	0	0	3	1	0	0	1	9	1	4	3	1	1913
1914	3	0	0	2	0	0	1	3	1	1	1	0	12	4	2	4	3	1914
1915	1	2	0	0	0	2	1	3	0	1	0	0	10	3	0	6	1	1915
1916	0	1	2	1	0	1	2	0	0	1	0	1	9	1	3	3	1	1916
1917	0	0	1	1	1	1	3	0	0	0	0	0	7	1	3	4	0	1917
1918	1	0	1	3	1	0	0	1	2	0	0	2	11	1	5	1	2	1918
1919	2	0	2	2	2	0	3	3	0	0	0	1	15	4	6	6	0	1919
1920	0	1	1	2	0	4	1	3	1	0	1	1	15	2	3	8	2	1920
1921	1	1	0	0	2	0	2	1	1	0	0	0	8	3	2	3	1	1921
1922	2	0	0	0	2	1	2	0	0	1	0	1	9	2	2	3	1	1922
1923	1	0	1	0	2	0	0	0	1	1	0	1	7	2	3	0	2	1923
1924	1	2	4	3	2	1	0	2	2	0	0	0	17	4	9	3	2	1924
1925	2	0	0	0	1	0	2	0	0	1	1	0	7	2	1	2	2	1925
1926	1	0	0	0	1	0	2	1	1	2	1	0	9	1	1	3	4	1926
1927	0	1	0	1	0	1	0	0	1	4	1	2	11	1	1	1	6	1927
1928	2	0	1	4	0	0	1	3	2	0	0	0	13	4	5	4	2	1928
1929	0	1	1	2	0	0	0	1	1	3	0	0	9	1	3	1	4	1929
1930	0	1	1	1	1	0	0	0	0	0	0	0	4	1	3	0	0	1930
1931	1	0	1	1	1	0	3	3	1	0	0	0	11	1	3	6	1	1931
1932	2	1	3	0	2	1	0	1	0	3	2	1	16	3	5	2	5	1932
1933	1	0	0	3	2	0	2	2	0	0	0	0	10	2	5	4	0	1933
1934	0	0	1	1	1	2	1	3	3	0	1	1	14	0	3	6	4	1934
1935	2	1	1	1	2	1	1	2	2	0	3	0	16	4	4	4	5	1935
1936	3	1	2	0	1	0	1	1	1	0	0	3	13	4	3	2	1	1936
1937	1	1	0	2	0	0	1	1	0	4	2	0	12	5	2	2	6	1937
1938	0	1	0	0	1	0	1	0	1	0	0	0	4	1	1	1	1	1938
1939	2	3	0	2	0	1	0	1	1	2	0	0	12	5	2	2	3	1939
1940	1	2	1	2	1	1	0	1	1	0	3	0	13	3	4	2	4	1940
1941	1	0	1	1	2	2	1	0	0	0	0	1	9	1	4	3	0	1941
1942	0	1	1	0	2	0	2	2	0	4	0	1	13	2	3	4	4	1942
1943	1	0	2	1	1	0	2	0	0	2	1	1	11	2	4	2	3	1943
1944	1	0	0	1	0	0	1	1	1	1	1	1	8	2	1	2	3	1944
1945	1	1	0	0	0	0	3	0	2	0	1	2	10	3	0	3	3	1945
1946	0	1	0	0	2	1	1	2	0	0	0	1	8	3	2	4	0	1946
1947	1	1	0	1	0	3	2	2	1	0	2	0	13	3	1	7	3	1947
1948	2	0	0	0	1	4	0	2	0	1	1	2	13	2	1	6	2	1948
1949	2	0	0	0	3	0	1	0	0	1	0	0	7	4	3	1	1	1949
1950	0	0	1	0	1	1	0	1	2	1	1	1	9	0	2	2	4	1950
1951	0	2	1	1	1	4	1	0	2	0	2	0	14	3	3	5	4	1951
1952	0	1	2	3	1	0	1	2	1	0	2	0	13	1	6	3	3	1952
1953	2	1	3	0	2	1	2	1	1	2	0	0	15	3	5	4	3	1953
1954	0	0	1	1	0	0	0	0	0	1	0	0	3	0	2	0	1	1954
1955	0	0	0	0	0	3	0	7	0	2	0	0	12	0	0	10	2	1955
1956	0	0	1	0	0	0	1	1	1	1	0	0	5	0	1	2	2	1956
1957	0	0	0	0	0	1	0	1	2	0	0	1	5	0	0	2	2	1957
1958	2	1	2	1	0	0	3	2	0	2	0	0	13	4	3	5	2	1958
1959	1	0	1	0	1	1	1	1	0	1	0	1	8	1	2	3	1	1959
1960	0	2	1	1	2	0	4	0	2	0	0	1	13	3	4	4	2	1960
1961	0	1	0	1	0	2	2	1	1	1	0	0	9	2	1	5	2	1961
1962	1	1	2	1	1	1	0	1	1	1	3	1	14	2	4	2	5	1962
1963	0	0	0	1	0	4	0	2	2	0	2	0	11	1	1	6	4	1963
1964	1	1	1	0	0	0	1	0	0	0	1	1	6	2	1	1	1	1964
1965	0	1	1	0	0	0	1	1	1	1	0	0	6	2	1	2	2	1965
1966	0	2	0	1	1	0	1	0	3	1	1	1	11	2	2	1	5	1966
1967	0	1	2	0	1	1	1	4	0	0	1	3	14	2	3	6	1	1967
1968	1	0	2	1	1	0	1	1	1	0	1	0	9	4	4	2	2	1968
1969	0	0	0	0	0	1	2	1	1	0	0	4	9	0	0	4	1	1969
1970	0	1	0	1	0	2	1	0	0	1	1	1	8	5	1	3	2	1970
1971	0	3	0	1	2	1	2	4	2	2	2	0	19	4	3	7	6	1971

YEAR	JAN	FEB	MAR	APR	MAY	JUN	JUL	AUG	SEP	OCT	NOV	DEC	YEAR TOTAL	Winter (Dec-Feb)	Spring (Mar-May)	Summer (Jun-Aug)	Autumn (Sept-Nov)	YEAR
1972	0	**3**	0	2	0	3	1	1	0	1	**3**	1	15	3	2	5	4	1972
1973	0	1	0	3	1	0	2	1	3	1	0	2	14	2	4	3	4	1973
1974	0	0	1	1	0	1	0	1	2	1	0	2	9	2	2	2	3	1974
1975	0	0	1	1	1	0	2	1	3	1	1	2	13	2	3	3	5	1975
1976	2	0	0	0	2	0	1	0	1	3	0	1	10	4	2	1	4	1976
1977	0	0	2	1	0	1	0	1	0	3	1	1	10	1	3	2	4	1977
1978	3	0	1	0	0	0	3	0	0	0	0	1	8	4	1	3	**0**	1978
1979	**4**	**3**	0	1	1	2	1	4	2	2	0	0	20	**8**	2	7	4	1979
1980	1	0	1	1	0	2	1	2	0	1	1	0	10	1	2	5	2	1980
1981	0	0	0	0	1	2	2	0	1	0	0	1	7	**0**	1	4	1	1981
1982	0	1	0	0	0	3	0	0	1	1	0	0	6	2	**0**	3	2	1982
1983	0	1	3	2	2	3	1	0	0	1	0	**4**	17	1	7	4	1	1983
1984	0	0	2	0	1	0	1	1	0	1	1	0	7	4	3	2	2	1984
1985	0	1	0	0	1	1	0	1	2	0	1	0	7	1	1	2	3	1985
1986	0	0	0	1	0	0	1	1	0	0	2	2	7	**0**	1	2	2	1986
1987	1	1	0	0	2	1	1	0	3	1	2	0	12	4	2	2	6	1987
1988	0	0	1	1	0	0	1	0	0	1	1	0	5	**0**	2	1	2	1988
1989	0	0	2	0	2	3	1	1	1	1	0	0	11	**0**	4	5	2	1989
1990	1	0	0	1	1	0	1	2	0	1	1	0	8	1	2	3	2	1990
1991	1	0	1	0	0	0	0	1	0	1	1	2	7	1	1	1	2	1991
1992	0	0	1	0	0	0	2	0	2	1	0	2	8	2	1	2	3	1992
1993	0	1	3	0	2	1	1	1	1	1	1	2	14	3	5	3	3	1993
1994	1	2	3	0	1	1	1	0	1	0	0	0	10	5	4	2	1	1994
1995	1	0	1	0	0	0	1	1	1	3	1	1	10	1	1	2	5	1995
1996	2	0	1	1	0	2	**4**	1	1	2	1	2	17	3	2	7	4	1996
1997	1	0	1	0	1	1	0	2	0	0	1	0	7	3	2	3	1	1997
1998	3	**3**	0	0	0	0	0	0	0	0	0	0	6	6	**0**	**0**	**0**	1998
1999	2	0	1	0	0	0	1	3	2	0	1	1	11	2	1	4	3	1999
2000	2	0	1	1	0	2	1	0	2	0	0	1	10	3	2	3	2	2000
2001	1	0	2	0	2	1	1	2	0	0	0	0	9	2	4	4	**0**	2001
2002	0	0	0	2	1	1	0	1	1	2	1	2	11	**0**	3	2	4	2002
2003	1	2	1	0	3	1	2	0	2	3	2	1	18	5	4	3	7	2003
2004	0	1	1	2	0	1	2	0	1	0	2	1	11	2	3	3	3	2004
2005	1	0	2	2	1	1	3	1	0	2	0	1	14	2	5	5	2	2005
2006	0	0	0	0	1	2	1	0	4	2	**3**	0	13	1	1	3	**9**	2006
2007	1	1	1	1	0	1	1	0	0	2	0	0	8	2	2	2	2	2007
2008	0	2	0	1	3	0	1	0	2	0	0	1	10	2	4	1	2	2008
2009	1	0	0	3	3	2	1	2	1	2	0	3	18	2	6	5	3	2009
2010	0	1	1	0	1	0	0	1	2	0	1	0	7	4	2	1	3	2010
2011	1	0	2	1	0	1	0	3	**5**	1	1	1	16	1	3	4	7	2011
2012	0	1	0	1	0	1	1	1	0	1	0	1	7	2	1	3	1	2012
2013	1	0	0	0	0	3	0	0	0	2	1	1	8	2	**0**	3	3	2013
2014	0	2	1	3	1	1	0	1	1	1	1	0	12	3	5	2	3	2014
2015	0	0	0	1	1	**5**	1	0	1	0	0	2	11	**0**	2	6	1	2015
2016	1	1	0	0	1	1	1	2	1	0	0	0	8	4	1	4	1	2016
2017	0	0	2	1	2	0	3	0	0	1	1	0	10	**0**	5	3	2	2017
2018	0	2	0	1	**4**	1	**4**	1	2	0	**3**	2	20	2	5	6	5	2018
2019	1	0	1	0	0	0	0	1	0	3	0	0	6	3	1	1	3	2019
2020	1	0	0	2	0	1	1	3	1	1	2	2	14	1	2	5	4	2020
2021	1	0	1	0	0	1	2	2	1	2	0	0	10	3	1	5	3	2021
2022	1	0	0	1	2	1	3	1	2	1	1	2	15	1	3	5	4	2022
2023	0	0	0	1	0	1	2	1	4	0	1	3	13	2	1	4	5	2023
2024	3	0	3	1	0	0	0	2	0	0	0	0	9	6	4	2	**0**	2024
2025	0	0	1	1	2	0	2	1	0	1	0	0	8	**0**	4	3	1	2025
2026	1	0	0	0	1	1	2	2	1	*1*			*9*	1	1	5		2026
AVERAGE 1871-2025	0.7	0.7	0.9	0.8	0.8	0.9	1.2	1.2	1.0	0.9	0.7	0.8	10.6	2.2	2.5	3.3	2.6	AVERAGE 1871-2025
30-YEAR AVERAGE 1991-2020	0.8	0.6	0.9	0.8	0.9	1.0	1.1	0.9	1.1	1.0	0.8	1.0	11.0	2.3	2.6	3.1	3.0	30-YEAR AVERAGE 1991-2020
30-YEAR RUNNING AVERAGE 2001-2030	0.6	0.5	0.7	1.0	1.1	1.1	1.3	1.1	1.2	*1.1*	0.8	0.9	11.4	2.0	2.8	3.5	3.1	30-YEAR RUNNING AVERAGE 2001-2030
MAXIMUM	4	3	4	4	4	5	4	7	5	4	3	4	20	8	9	10	9	MAXIMUM
MAX. YEAR	1979	1998, 1979, 1972, 1971, 1939, 1881	1924	1928	2018	2015	2018, 1996, 1960, 1905, 1886	1955	2011, 1882	1942, 1937, 1927	2018, 2006, 1972, 1962, 1940, 1935	1983, 1969	2018, 1979	1978-1979	1924	1955	2006	MAX. YEAR
MINIMUM	0	0	0	0	0	0	0	0	0	0	0	0	3	0	0	0	0	MINIMUM
MIN. YEAR	2025+	2026+	2026+	2026+	2024+	2025+	2024+	2017+	2025+	2024+	2025+	2025+	1954	2024-2025+	2013+	1998+	2024+	MIN. YEAR

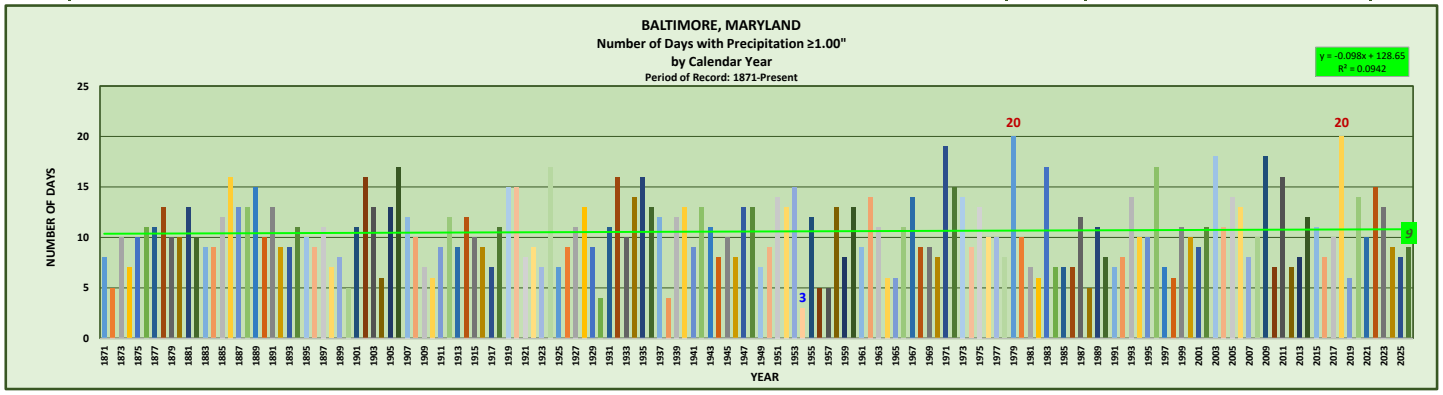

Data through 10/18/2026, Updated 10/19/2026

DATA SOURCE: **1)** National Weather Service - Baltimore/Washington: https://www.weather.gov/wrh/Climate?wfo=lwx

2) Applied Climate Information System (ACIS): https://scacis.rcc-acis.org/

NOTES: **1)** This data for Baltimore includes downtown locations (1/1/1871-7/22/1950), then Friendship/Baltimore-Washington International Thurgood Marshall Airport (7/23/1950-Present).

2) Averages are through the latest complete month, season, or year, updated only when each of those periods is completed.

3) Values highlighted in **bold red** indicate maxima for that month, season, or year; **bold blue** values indicate minima for seasons and years. Due to the many zeros in the monthly category, only the seasons and years contain the minima.

4) Blank cells with this color background indicate future or incomplete past data. Cells having values with this color background indicate existing Running Averages prior to the current year.

5) *Italic text* amounts with this color background are current, incomplete totals.

6) In July 1949, the Baltimore Custom House reported a 2-day estimated amount of 2.01" covering July 12th & 13th. The Local Climatological Data publication shows estimates parsed out as 1.97" on the 12th and 0.04" on the 13th.

Upon reviewing surrounding stations, all had measurable precipitation on both of those days. Only stations having the same midnight observation times were used to determine there was likely only a single day (the 12th) having a total of ≥1.00".

STATION LOCATIONS	PERIODS OF RECORD
South & Water Streets (SW Corner) - Fireman's Insurance Bldg	12/23/1870-12/31/1888
Holliday & E Baltimore Streets (SW Corner) - Neal Office Bldg	1/1/1889-5/31/1891
W Monument St & Linden Ave (NW Corner) - Johns Hopkins University Physics Lab	6/1/1891-9/6/1895
N Calvert & E Fayette Streets (SW Corner) - Equitable Building	9/7/1895-7/31/1896
532 N Howard Street - Johns Hopkins University Treasurer's Bldg	8/1/1896-12/31/1907
S Gay & Water Streets - Custom House	1/1/1908-7/22/1950
Baltimore-Washington International Thurgood Marshall Airport (BWI, formerly Friendship International Airport)	7/23/1950-**Present**

STATION DATA SOURCE: **1)** NOAA, NCDC, "Local Climatological Data, Baltimore, MD Friendship Int'l AP," 1955;

2) NOAA, NCDC, "Local Climatological Data, Baltimore, MD Custom House," 1949 & 1964;

3) NOAA, NCDC, "2012 Local Climatological Data, Annual Summary, Baltimore, MD, KBWI."

STATION NOTES: **1)** 8" rain gauge through entire period.

2) Additionally, a tipping bucket rain gauge was added 6/13/1897.

3) The Automated Surface Observing System (ASOS) was commisioned at BWI on 4/1/1996.