

MARYLAND STATEWIDE PRECIPITATION DEPARTURES

1895-Present

(Amounts in Inches)

Data through 5/31/2026, Updated 6/9/2026

YEAR	JAN	FEB	MAR	APR	MAY	JUN	JUL	AUG	SEP	OCT	NOV	DEC	ANNUAL DEPARTURE
1895	0.93	-1.58	-0.68	1.66	-0.42	0.30	-1.16	-2.09	-1.20	-0.99	-1.03	-1.08	-7.37
1896	-1.54	2.63	0.55	-2.04	-0.78	0.01	1.49	-2.35	0.63	-1.66	-0.34	-2.53	-5.96
1897	-1.26	2.39	-0.80	-0.53	1.07	-0.70	2.59	-0.94	-2.09	0.32	1.48	0.37	1.87
1898	0.06	-1.34	0.03	-0.61	0.70	-2.24	-1.04	1.90	-1.79	1.21	0.96	0.23	-1.96
1899	0.18	2.86	1.54	-1.90	-0.46	-0.75	-0.14	0.28	0.79	-0.33	-1.01	-1.64	-0.61
1900	-0.62	1.76	-0.52	-1.29	-1.46	0.94	-0.95	-1.23	0.37	-0.97	0.01	-0.90	-4.89
1901	-0.48	-2.20	-0.18	2.14	0.31	-0.81	1.38	1.50	-0.66	-2.02	-0.49	3.24	1.70
1902	0.11	1.86	-0.06	-0.06	-1.82	1.24	-0.48	-2.03	1.76	2.28	0.36	2.06	5.19
1903	0.60	2.00	1.73	0.26	-1.20	0.96	1.24	0.91	-1.67	1.28	-1.71	-0.87	3.50
1904	-0.88	-0.90	-0.58	-1.15	-1.34	0.48	0.59	-1.63	0.16	-0.71	-1.19	0.24	-6.94
1905	0.36	-0.21	-0.51	-0.46	-0.54	0.52	3.04	1.10	-0.77	-0.66	-1.75	1.06	1.15
1906	-0.40	-0.04	1.37	-0.50	-1.11	2.03	1.16	3.68	-2.23	1.76	-1.21	0.38	4.86
1907	-0.21	-0.44	-0.57	-0.14	1.06	1.76	-0.65	-0.37	2.50	-0.66	2.31	0.56	5.12
1908	0.02	1.09	-0.80	-1.05	1.66	-1.54	0.68	0.86	-1.06	-0.74	-1.95	-0.01	-2.87
1909	-0.47	0.47	0.03	-0.03	-0.33	1.33	-2.66	-1.33	-0.18	-1.60	-1.56	0.23	-6.13
1910	1.21	-0.73	-2.18	2.10	-1.05	1.96	-1.63	-0.98	-1.91	0.54	-0.81	-0.87	-4.38
1911	0.71	-0.92	-0.99	-0.20	-2.81	-0.27	-1.49	5.56	-0.99	0.08	1.10	0.30	0.05
1912	-0.49	-0.42	3.10	-0.86	0.37	0.04	0.39	-1.65	2.12	-1.67	-0.77	0.55	0.68
1913	-0.07	-1.45	0.71	1.12	0.24	-1.71	-1.69	-0.15	-0.96	1.34	-0.94	-0.91	-4.50
1914	0.86	-0.28	-1.12	0.13	-1.74	-0.06	-1.61	0.22	-2.47	-1.54	-0.87	1.32	-7.19
1915	2.51	1.31	-2.51	-1.77	-0.12	1.36	-1.06	3.17	-1.54	1.20	-1.68	-0.18	0.66
1916	-1.34	0.41	-0.16	-0.32	0.10	1.80	1.12	-2.21	-0.39	-1.33	-0.72	0.39	-2.68
1917	-0.16	-0.81	2.05	-0.98	-0.83	0.02	1.97	-0.88	-1.08	2.96	-2.37	-1.67	-1.81
1918	1.07	-1.64	0.16	2.99	-0.26	-1.42	-0.80	-0.96	0.10	-1.90	-1.48	0.86	-3.31
1919	0.28	-0.40	0.25	0.20	1.65	-0.64	3.59	1.37	-1.24	0.14	0.33	-0.49	5.01
1920	-0.61	1.30	-0.58	1.16	-1.81	1.73	0.42	3.12	-0.48	-2.36	1.35	0.00	3.21
1921	-0.84	0.02	-1.29	-0.31	1.54	-1.85	0.17	-0.92	-0.67	-2.11	1.29	-0.85	-5.85
1922	0.83	0.34	1.23	-1.60	-0.89	0.95	1.89	-0.87	-1.20	-1.32	-2.30	0.66	-2.31
1923	0.91	-0.01	0.83	0.62	-2.03	-0.80	0.27	-0.92	-0.27	-0.61	-0.24	0.00	-2.28
1924	0.83	0.55	1.47	1.75	2.45	1.02	-1.94	-0.10	2.51	-2.76	-1.08	-0.93	3.74
1925	1.44	-1.30	-1.40	-0.97	-1.89	-1.53	0.68	-1.93	-1.91	2.07	0.02	-1.27	-8.02
1926	-0.19	1.05	-1.58	-1.69	-1.76	-1.23	0.96	2.49	1.06	0.02	1.53	-0.07	0.56
1927	-1.71	0.86	-1.94	1.27	-0.88	-0.41	-0.43	-0.18	-2.33	2.45	-0.29	0.42	-3.20
1928	-0.85	-0.07	-0.79	2.43	-1.45	2.06	-0.49	4.56	1.18	-2.23	-1.17	-1.74	1.41
1929	-0.69	0.94	-0.39	3.05	-0.85	1.15	-2.48	-1.73	-0.38	2.00	-0.41	-0.95	-0.77
1930	-0.33	-0.94	-1.69	-1.02	-1.61	-0.79	-2.69	-3.33	-2.29	-2.32	-1.75	-0.82	-19.61
1931	-1.52	-1.26	0.66	-0.48	0.45	-0.34	0.43	3.47	-0.94	-1.41	-2.03	-0.92	-3.92
1932	1.96	-0.49	2.00	-1.12	1.30	-0.34	-1.18	-1.87	-1.38	3.27	2.15	-0.03	4.24
1933	0.06	0.23	0.11	1.87	1.53	-1.29	1.11	6.12	-0.79	-1.29	-1.56	-0.38	5.69
1934	-0.93	0.34	0.98	-0.82	1.06	-0.86	-0.92	0.44	5.66	-1.89	0.54	-0.72	2.85
1935	1.56	-0.16	-0.69	0.43	-0.30	0.65	0.11	-1.04	4.68	-0.60	1.45	-0.91	5.15
1936	2.95	1.09	1.82	-0.63	-1.90	-0.45	-0.30	0.07	-1.17	0.05	-1.98	2.15	1.67
1937	4.65	0.26	-1.67	2.74	-0.35	1.28	-0.31	2.89	-1.96	3.95	0.77	-2.05	10.17
1938	-0.81	-0.30	-0.81	-1.64	0.44	0.26	3.23	-1.81	2.34	-1.13	-0.12	-0.47	-0.85
1939	0.49	2.36	0.31	1.45	-2.73	1.00	-0.38	0.06	-0.52	1.70	-1.53	-1.37	0.81
1940	-0.80	0.09	0.17	2.52	0.53	-1.91	-0.90	0.63	-0.39	-0.82	2.13	-0.87	0.35
1941	-0.14	-1.45	-1.40	-0.37	-1.56	0.86	1.35	-1.03	-3.11	-1.70	-1.32	0.20	-9.70
1942	-0.64	-0.77	2.53	-2.43	-0.19	0.28	0.57	3.16	-0.60	3.40	-0.70	0.51	5.09
1943	-0.29	-0.84	-0.09	-0.35	0.77	-1.35	-1.76	-2.92	-1.68	1.94	-0.17	-1.85	-8.62
1944	0.26	-0.20	2.29	0.87	-1.81	-0.88	-1.52	-1.04	1.48	0.23	0.64	0.06	0.35
1945	0.08	0.32	-1.99	0.09	0.43	0.66	6.43	-0.93	1.73	-1.51	1.25	2.03	8.56
1946	-1.48	-0.47	-1.22	-1.45	2.64	0.35	-0.54	0.12	-0.21	-0.52	-1.47	-1.07	-5.35
1947	0.92	-1.35	-1.96	-0.58	1.13	0.37	-0.45	-1.22	-0.51	-1.66	2.60	-1.63	-4.37
1948	2.01	-0.63	0.14	0.15	3.47	1.14	-0.39	2.20	-0.95	0.42	2.66	2.10	12.29
1949	1.91	0.39	-0.95	-0.64	0.65	-1.62	0.66	0.26	-0.49	0.28	-1.19	-1.02	-1.79
1950	-1.07	0.13	0.67	-1.69	0.81	-0.92	0.21	-0.86	2.71	-0.72	0.33	-0.07	-0.50
1951	-0.82	0.14	-0.49	0.08	-0.91	3.29	-0.88	-2.00	-0.94	-1.25	2.35	1.39	-0.07
1952	1.58	-0.67	1.25	3.22	1.03	-0.89	-0.74	1.39	0.40	-2.03	3.10	-0.01	7.60
1953	1.17	-0.22	2.06	0.41	2.04	-1.58	-1.08	-0.30	-0.74	-0.62	-0.91	0.07	0.27
1954	-0.77	-1.57	0.17	-0.01	-0.85	-2.18	-1.74	0.86	-1.52	0.40	-0.32	-0.15	-7.71
1955	-2.62	0.12	0.91	-0.53	-1.62	1.49	-1.88	7.52	-1.18	0.85	-1.16	-2.83	-0.96
1956	-0.80	0.88	0.42	-0.82	-0.94	-0.32	2.43	-1.25	0.06	1.13	0.62	0.13	1.51
1957	-0.43	0.54	-0.77	-0.43	-2.02	-0.25	-2.62	-1.55	0.78	0.16	0.44	2.41	-3.77
1958	0.48	0.88	2.01	1.15	0.37	0.18	2.08	2.19	-1.16	-0.57	-0.40	-1.50	5.68
1959	-0.98	-0.93	-0.78	0.24	-1.51	-1.09	2.11	0.24	-2.00	1.41	0.59	0.11	-2.62
1960	-0.54	1.00	-1.32	-0.53	1.98	-1.39	1.56	-0.18	2.83	-0.64	-1.20	-0.73	0.81
1961	-0.24	1.94	0.67	0.89	-0.21	0.56	-0.74	-0.41	-2.08	0.11	-0.67	0.38	0.17
1962	-0.34	1.25	0.45	0.47	-1.44	-0.15	-1.90	-2.79	-0.46	-0.98	2.47	-0.18	-3.63
1963	-1.27	-0.96	2.00	-2.15	-1.61	1.37	-2.52	-0.88	0.34	-3.10	3.36	-1.17	-6.62

1964	1.00	1.21	-0.72	1.75	-3.02	-1.51	-0.91	-2.20	0.09	-1.17	-0.81	0.35	-5.97
1965	-0.06	-0.28	0.59	-1.07	-2.21	-1.49	-0.79	0.45	-1.00	-0.98	-2.15	-2.57	-11.59
1966	0.58	0.72	-2.17	0.52	-0.49	-2.07	-2.43	-2.74	3.56	0.50	-1.03	-0.27	-5.35
1967	-1.84	-0.44	0.22	-1.59	0.68	-1.35	0.34	4.65	-2.06	-1.04	-0.81	1.90	-1.37
1968	-0.71	-2.25	0.78	-1.88	1.15	0.28	-1.93	-0.99	-0.42	-0.42	0.97	-0.95	-6.40
1969	-1.34	-0.77	-1.32	-0.88	-1.67	-1.14	2.59	1.88	-0.42	-1.84	-0.73	3.61	-2.06
1970	-1.78	-0.22	0.14	1.21	-1.05	0.54	1.44	-1.72	-1.98	-0.42	1.36	0.22	-2.29
1971	-0.23	2.26	-1.33	-1.35	2.80	-1.71	-0.39	3.84	0.65	3.17	0.97	-1.70	6.95
1972	-0.22	2.64	-0.94	1.14	1.12	6.85	-1.20	-1.61	-1.18	0.56	3.70	2.19	13.02
1973	-0.29	0.39	-0.58	2.24	0.08	-0.24	-1.43	0.68	-0.12	-0.31	-1.48	2.41	1.32
1974	0.29	-1.42	0.61	-0.84	0.45	0.55	-2.54	0.49	1.21	-1.96	-1.40	1.83	-2.76
1975	0.88	-0.19	1.64	-0.31	0.58	1.28	2.44	-0.46	5.62	0.12	-0.41	-0.29	10.87
1976	1.63	-1.30	-1.32	-1.79	0.14	-1.33	-0.32	-0.86	1.07	4.82	-1.98	-1.09	-2.36
1977	-1.38	-1.85	-0.18	-0.34	-1.82	-0.28	-1.08	-0.68	-1.28	1.28	2.04	2.38	-3.22
1978	3.86	-2.00	1.03	-1.19	2.18	-0.74	0.72	0.81	-2.29	-1.83	0.12	1.21	1.85
1979	4.06	2.61	-0.69	-0.28	0.54	0.25	0.41	2.54	3.85	1.97	0.67	-1.84	14.06
1980	-0.63	-1.80	1.68	0.93	-0.28	-0.91	-0.43	-1.52	-1.44	0.66	0.09	-2.50	-6.18
1981	-2.74	1.08	-2.10	0.33	0.72	0.77	0.07	-1.62	-0.44	-0.12	-2.25	-0.02	-6.35
1982	0.20	0.60	-0.62	0.65	-1.03	1.63	-0.40	-2.04	-0.89	-1.16	0.92	-1.02	-3.19
1983	-1.32	0.06	2.08	3.98	1.76	0.44	-2.93	-1.63	-0.68	1.49	2.31	2.95	8.48
1984	-1.10	1.43	2.58	0.95	2.00	-1.34	1.24	0.07	-2.03	-0.13	0.42	-1.45	2.61
1985	-0.98	0.24	-1.28	-2.79	1.31	-1.15	-0.08	0.52	1.22	0.18	2.78	-2.14	-2.20
1986	-0.40	0.72	-2.17	-1.03	-2.39	-2.08	-0.85	0.72	-2.56	-0.67	1.98	2.42	-6.34
1987	1.82	-1.16	-1.45	0.08	-0.43	-0.80	-1.23	-2.70	2.26	-0.95	0.83	-0.62	-4.38
1988	-0.19	0.39	-1.18	-0.60	1.87	-3.00	0.63	-0.42	-0.98	-1.15	1.92	-2.29	-5.03
1989	-0.53	0.29	1.48	0.04	3.47	2.61	2.43	-1.58	0.74	1.40	-0.27	-1.76	8.29
1990	0.74	-0.82	-0.92	0.35	3.09	-1.23	0.55	1.62	-1.63	1.06	-0.98	1.58	3.38
1991	0.47	-1.61	1.11	-0.99	-2.06	-1.60	-0.74	-0.74	0.02	-0.89	-1.37	1.33	-7.10
1992	-1.52	-0.23	0.77	-1.21	0.02	-1.23	1.04	-0.14	1.35	-1.42	0.91	1.12	-0.57
1993	-0.44	-0.35	3.71	1.77	-0.91	-0.88	-2.18	-0.68	0.92	-0.03	1.06	0.87	2.83
1994	1.18	1.49	4.58	-0.75	-0.61	-1.42	1.09	0.85	-0.35	-2.05	0.20	-1.24	2.94
1995	0.50	-0.98	-1.73	-1.13	0.67	-0.23	-0.94	-2.48	-0.53	3.04	1.43	-0.95	-3.36
1996	2.46	-0.39	0.22	0.25	1.86	1.58	3.25	-0.37	2.78	1.31	0.17	2.99	16.08
1997	-0.87	-0.30	1.37	-0.87	-1.41	-0.91	-1.43	-0.44	-1.08	-0.53	3.23	-0.85	-4.12
1998	2.92	2.92	1.89	0.45	0.90	1.06	-2.05	-1.99	-1.87	-1.48	-1.93	-1.22	-0.43
1999	2.16	-0.34	0.62	-0.42	-2.31	-1.74	-1.66	0.07	6.70	-0.11	-0.89	-0.67	1.38
2000	-0.09	-0.60	1.26	0.82	-0.57	1.05	2.12	-0.23	1.63	-2.90	-0.92	-0.51	1.03
2001	-0.49	-0.70	1.26	-1.40	0.60	0.72	0.21	-0.02	-1.25	-2.33	-1.96	-1.48	-6.87
2002	-0.92	-2.32	0.53	0.27	-0.54	-1.14	-1.61	-1.38	0.31	3.01	1.46	0.94	-1.42
2003	-0.99	2.96	0.39	-0.36	2.69	2.96	1.11	0.72	4.20	0.97	1.66	1.57	17.85
2004	-0.99	-0.43	-1.22	1.94	0.04	0.47	1.69	1.10	1.61	-1.53	1.48	-0.43	3.70
2005	0.67	-0.94	0.80	0.13	-0.09	-0.84	1.35	-1.27	-3.05	4.44	0.04	-0.07	1.14
2006	0.38	-1.20	-3.36	0.01	-1.55	5.39	-0.65	-3.01	3.36	1.84	2.25	-1.35	2.08
2007	-0.21	-0.50	-0.07	1.01	-2.47	-1.01	-1.80	-0.43	-2.35	1.34	-1.20	0.88	-6.84
2008	-1.59	0.64	-0.74	1.26	3.02	0.67	-0.06	-2.32	1.24	-1.78	0.36	1.44	2.11
2009	-0.75	-2.39	-1.36	1.23	2.09	1.50	-1.20	1.63	0.07	2.50	1.50	3.59	8.38
2010	-0.47	0.53	1.30	-1.59	-0.73	-1.83	-0.48	0.01	1.59	1.58	-0.83	-1.05	-2.00
2011	-0.86	-0.63	1.35	1.31	-0.64	-1.39	-0.98	4.53	4.38	0.42	0.45	0.31	8.22
2012	-0.97	-0.79	-1.55	-0.97	-0.15	-0.94	-0.59	0.53	-0.03	4.69	-2.22	0.53	-2.49
2013	0.21	-0.68	-0.44	-0.39	-0.64	3.53	0.50	-0.11	-2.12	1.81	-0.24	1.75	3.15
2014	-0.59	1.27	0.06	1.47	1.34	-0.29	-0.40	-0.40	-1.01	0.13	0.12	0.20	1.87
2015	0.55	-0.87	0.57	0.17	-1.38	5.46	-0.34	-1.72	0.21	0.46	-0.35	1.24	3.97
2016	-0.24	1.14	-1.92	-1.33	2.09	0.24	0.55	-1.55	2.94	-1.03	-1.97	-0.12	-1.23
2017	-0.10	-1.78	0.04	-0.24	2.01	-1.82	3.49	1.24	-1.64	0.54	-1.01	-2.38	-1.68
2018	-0.84	1.83	-0.91	0.29	3.77	1.17	3.93	0.62	5.49	0.79	3.98	1.64	21.73
2019	0.02	0.71	0.38	-0.42	1.35	0.30	0.64	-1.21	-2.94	2.01	-1.27	0.27	-0.19
2020	-0.20	0.29	-0.77	1.42	-0.78	-0.32	0.10	4.61	0.37	1.39	1.79	2.09	9.96
2021	-1.17	1.44	-0.27	-0.71	-0.44	-0.14	0.07	1.51	2.44	0.21	-1.99	-2.24	-1.32
2022	0.60	-0.76	-0.85	0.37	1.80	-0.35	0.55	-1.13	-0.36	0.29	-0.05	1.13	1.21
2023	-1.10	-0.87	-1.84	0.47	-2.00	-0.64	0.85	-1.36	0.80	-1.78	-0.40	3.09	-4.81
2024	2.69	-0.78	2.10	-0.29	-0.07	-1.44	-0.83	0.61	-1.23	-2.73	-0.85	-0.58	-3.43
2025	-1.73	-0.09	-0.84	0.02	3.93	-0.14	1.65	-2.65	-0.81	-0.99	-1.53	-1.39	-4.60
2026	-0.71	-0.55	-1.30	-1.63	-0.42								
YEAR	JAN	FEB	MAR	APR	MAY	JUN	JUL	AUG	SEP	OCT	NOV	DEC	ANNUAL DEPARTURE
Highest Departure:	4.65	2.96	4.58	3.98	3.93	6.85	6.43	7.52	6.70	4.82	3.98	3.61	21.73
Year:	1937	2003	1994	1983	2025	1972	1945	1955	1999	1976	2018	1969	2018
Lowest Departure:	-2.74	-2.39	-3.36	-2.79	-3.02	-3.00	-2.93	-3.33	-3.11	-3.10	-2.37	-2.83	-19.61
Year:	1981	2009	2006	1985	1964	1988	1983	1930	1941	1963	1917	1955	1930
Standard Deviation:	1.268	1.207	1.378	1.279	1.545	1.551	1.605	2.002	1.960	1.685	1.493	1.433	5.978

DATA SOURCE: NOAA National Centers for Environmental Information, Climate at a Glance: Statewide Time Series, published June 2026, retrieved on June 9, 2026 from:

<https://www.ncel.noaa.gov/access/monitoring/climate-at-a-glance/>

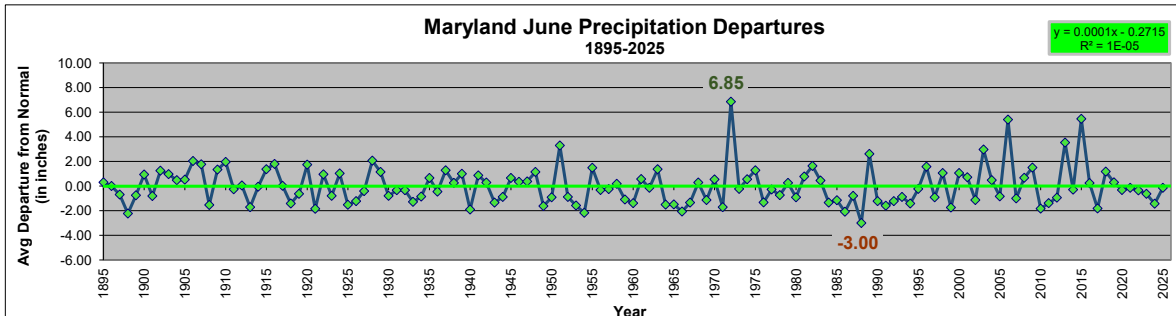
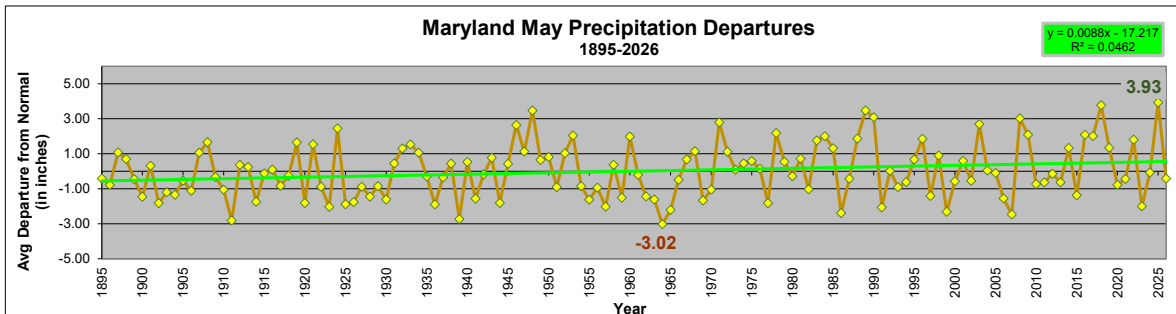
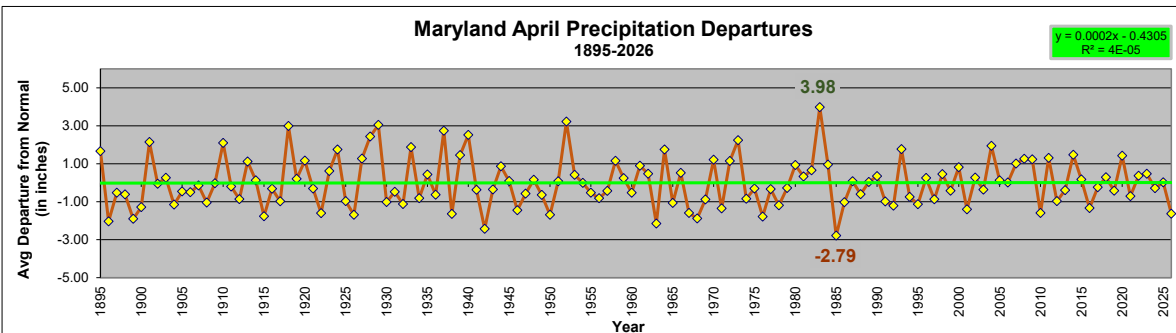
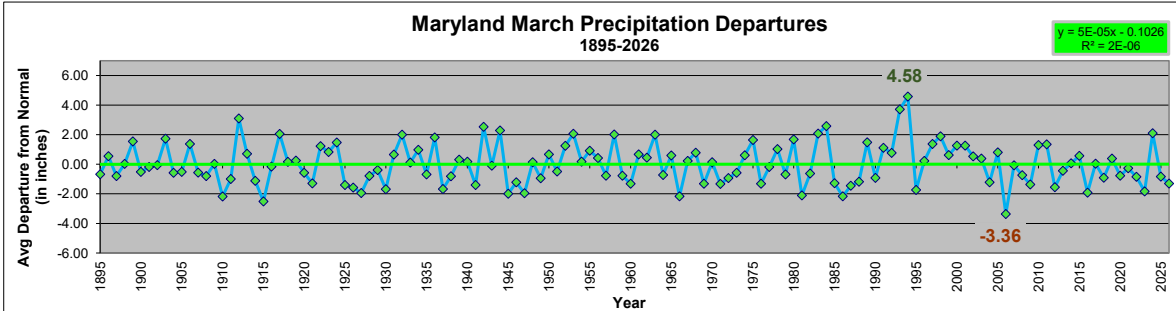
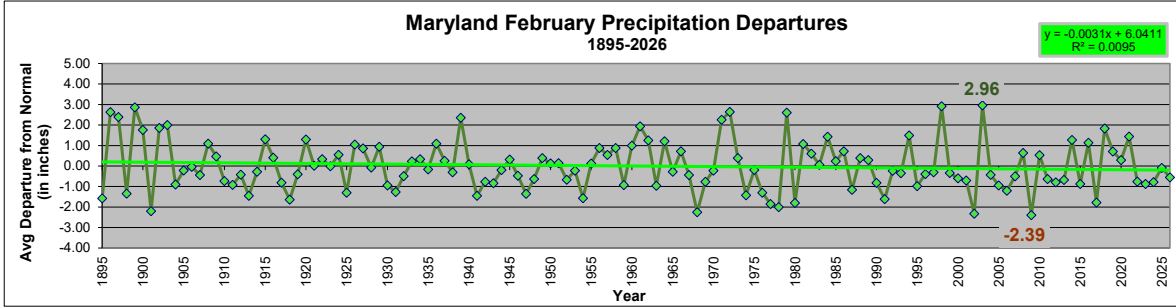
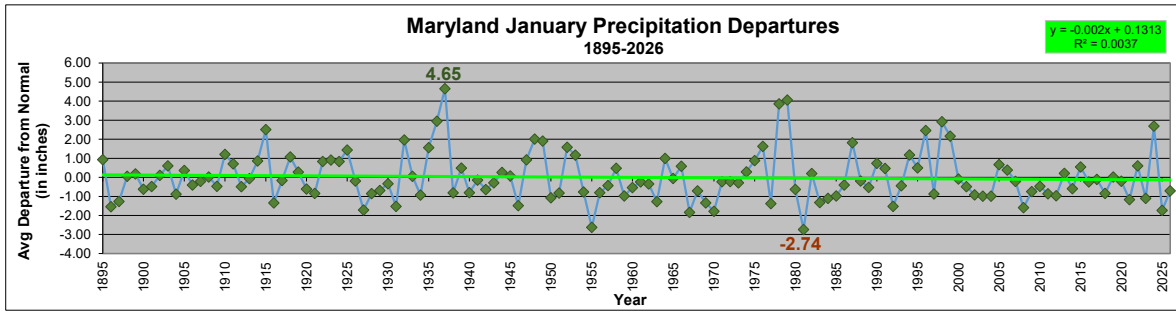
NOTES: 1) The data provided is for the Departures from Average covering the entire time period, not for 30-Year Normals.

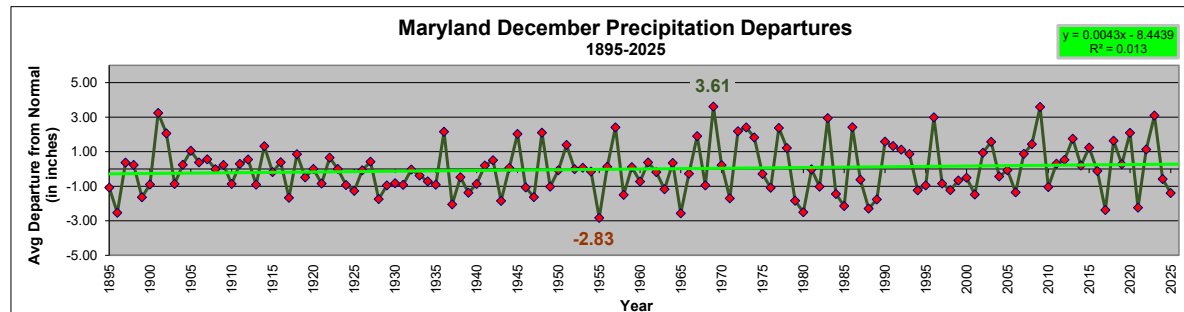
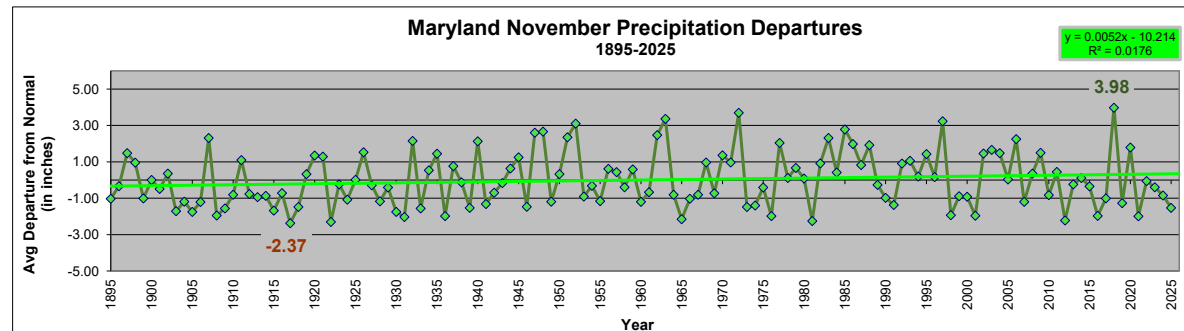
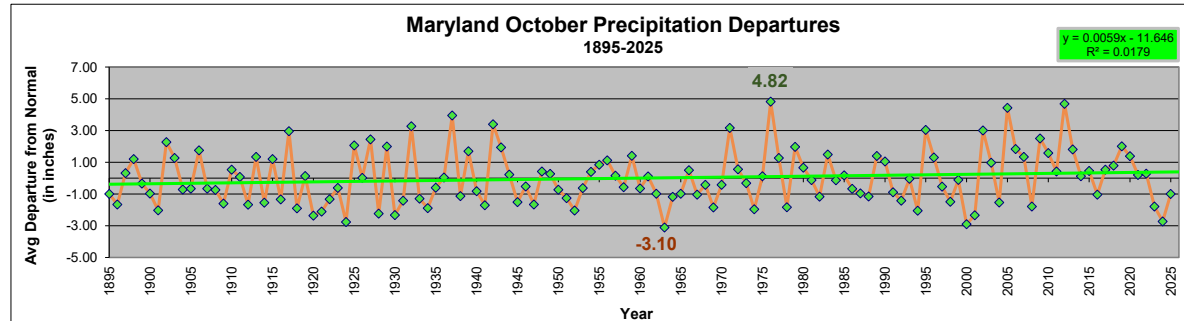
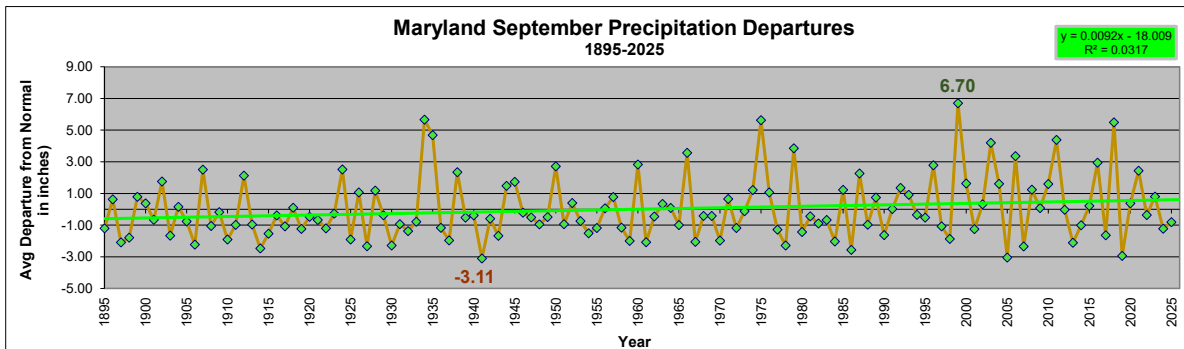
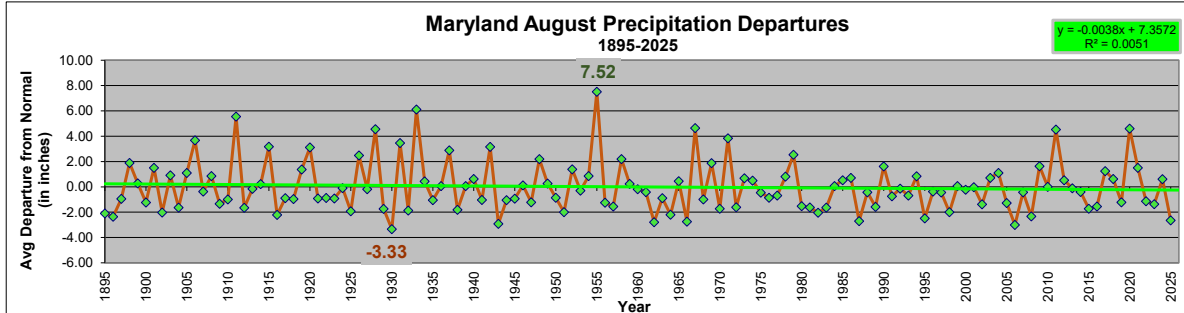
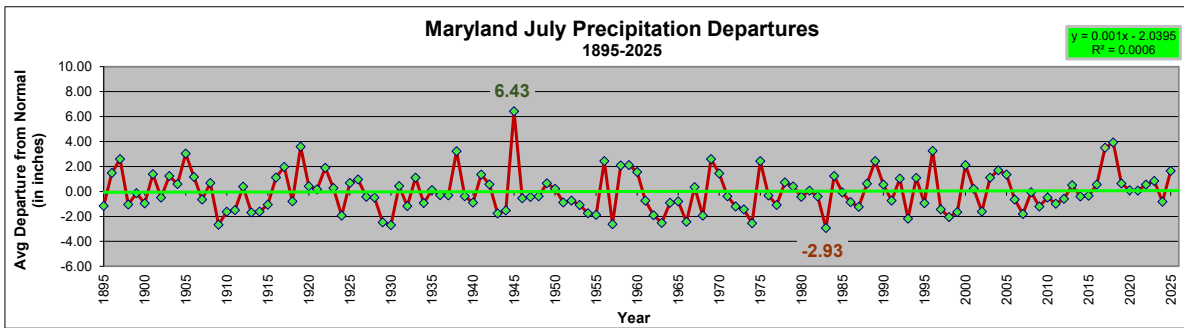
2) Chart Trendlines are shown in bright green and are Linear, with associated equations and R-squared values shown.

3) Extreme values are shown in bold text: Table Maxima in red, Minima in blue; Chart Maxima in green, Minima in brown.

4) These tables are usually created by NCEI by the 10th day of the month and are subsequently updated as new data becomes available. Some previously published data could get revised due to later data being assessed and incorporated.

MARYLAND STATEWIDE MONTHLY PRECIPITATION DEPARTURES





MARYLAND STATEWIDE ANNUAL PRECIPITATION DEPARTURES

