


WET AND DRY STREAKS AT BALTIMORE, MARYLAND

Number of Consecutive Days With and Without Measurable Precipitation

Observation Time: 12:00 Midnight

Data Updated through 5/31/2026

Consecutive Days with Measurable Precipitation ($\geq 0.01"$)				Consecutive Days without Measurable Precipitation ($< 0.01"$)		
Rank	Run Length	Run Period		Rank	Run Length	Run Period
1	14	1873-08-10 through 1873-08-23	1	38	2024-10-03 through 2024-11-09	
2	13	1894-05-16 through 1894-05-28	2	32	1963-09-30 through 1963-10-31	
-	13	1882-05-04 through 1882-05-16	3	30	1955-12-10 through 1956-01-08	
4	12	2024-09-21 through 2024-10-02	4	29	1874-10-11 through 1874-11-08	
-	12	2016-04-27 through 2016-05-08	5	27	1966-08-17 through 1966-09-12	
-	12	1998-05-01 through 1998-05-12	-	27	1964-10-20 through 1964-11-15	
7	11	1884-02-04 through 1884-02-14	-	27	1941-09-06 through 1941-10-02	
8	10	1978-08-04 through 1978-08-13	-	27	1920-10-01 through 1920-10-27	
-	10	1972-06-16 through 1972-06-25	9	26	1924-10-01 through 1924-10-26	
-	10	1880-03-07 through 1880-03-16	10	25	1964-08-19 through 1964-09-12	
-	10	1875-12-24 through 1876-01-02	-	25	1901-10-18 through 1901-11-11	


Period of Record: 1871-01-01 to Present

WET AND DRY STREAKS AT BALTIMORE, MARYLAND

Number of Consecutive Days With Measurable Precipitation: $\geq 0.01"$ and $\leq 0.01"$

Observation Time: 12:00 Midnight

Data Updated through 5/31/2026

Consecutive Days with Measurable Precipitation ($\geq 0.01"$)				Consecutive Days with Measurable Precipitation ($\leq 0.01"$)		
Rank	Run Length	Run Period		Rank	Run Length	Run Period
1	14	1873-08-10 through 1873-08-23	1	39	2024-10-02 through 2024-11-09	
2	13	1894-05-16 through 1894-05-28	2	34	2001-10-17 through 2001-11-19	
-	13	1882-05-04 through 1882-05-16	-	34	1941-09-06 through 1941-10-09	
4	12	2024-09-21 through 2024-10-02	4	32	1963-09-30 through 1963-10-31	
-	12	2016-04-27 through 2016-05-08	5	30	2001-04-19 through 2001-05-18	
-	12	1998-05-01 through 1998-05-12	-	30	1998-10-11 through 1998-11-09	
7	11	1884-02-04 through 1884-02-14	-	30	1955-12-10 through 1956-01-08	
8	10	1978-08-04 through 1978-08-13	8	29	1964-10-18 through 1964-11-15	
-	10	1972-06-16 through 1972-06-25	-	29	1884-09-01 through 1884-09-29	
-	10	1880-03-07 through 1880-03-16	-	29	1874-10-11 through 1874-11-08	
-	10	1875-12-24 through 1876-01-02	-	29		


Period of Record: 1871-01-01 to Present

WET AND DRY STREAKS AT BALTIMORE, MARYLAND

Number of Consecutive Days With Measurable Precipitation: $\geq 0.05"$ and $\leq 0.05"$

Observation Time: 12:00 Midnight

Data Updated through 5/31/2026

Consecutive Days with Measurable Precipitation ($\geq 0.05"$)				Consecutive Days with Measurable Precipitation ($\leq 0.05"$)		
Rank	Run Length	Run Period		Rank	Run Length	Run Period
1	8	2024-09-21 through 2024-09-28	1	45	1924-10-01 through 1924-11-14	
-	8	2020-09-25 through 2020-10-02	2	40	1977-01-15 through 1977-02-23	
-	8	2018-05-12 through 2018-05-19	3	39	2024-10-02 through 2024-11-09	
-	8	1884-02-07 through 1884-02-14	-	39	1954-05-27 through 1954-07-04	
5	7	2018-07-30 through 2018-08-05	5	38	2001-10-17 through 2001-11-23	
-	7	1974-08-28 through 1974-09-03	6	37	1930-09-08 through 1930-10-14	
-	7	1955-08-12 through 1955-08-18	7	35	1957-04-09 through 1957-05-13	
-	7	1937-08-21 through 1937-08-27	8	34	1941-09-06 through 1941-10-09	
-	7	1917-02-27 through 1917-03-05	-	34	1877-08-03 through 1877-09-05	
-	7	1911-08-25 through 1911-08-31	10	33	1905-10-26 through 1905-11-27	
-	7	1882-05-10 through 1882-05-16	-	33	1881-08-08 through 1881-09-09	


Period of Record: 1871-01-01 to Present

WET AND DRY STREAKS AT BALTIMORE, MARYLAND

Number of Consecutive Days With Measurable Precipitation: $\geq 0.25"$ and $\leq 0.25"$

Observation Time: 12:00 Midnight

Data Updated through 5/31/2026

Consecutive Days with Measurable Precipitation ($\geq 0.25"$)				Consecutive Days with Measurable Precipitation ($\leq 0.25"$)		
Rank	Run Length	Run Period		Rank	Run Length	Run Period
1	7	1955-08-12 through 1955-08-18	1	120	1930-08-28 through 1930-12-25	
2	6	1937-08-21 through 1937-08-26	2	77	1882-09-27 through 1882-12-12	
3	5	2022-10-01 through 2022-10-05	3	66	1965-10-08 through 1965-12-12	
-	5	2018-07-21 through 2018-07-25	4	65	1978-09-13 through 1978-11-16	
-	5	2018-05-15 through 2018-05-19	5	61	1930-06-27 through 1930-08-26	
-	5	2011-09-05 through 2011-09-09	6	58	2016-10-02 through 2016-11-28	
-	5	2009-05-03 through 2009-05-07	7	57	1957-04-09 through 1957-06-04	
-	5	2008-05-08 through 2008-05-12	8	54	2019-08-23 through 2019-10-15	
-	5	2006-06-24 through 2006-06-28	-	54	2007-08-26 through 2007-10-18	
-	5	1975-09-22 through 1975-09-26 +5 earlier dates	-	54	1922-10-11 through 1922-12-03	


Period of Record: 1871-01-01 to Present

WET AND DRY STREAKS AT BALTIMORE, MARYLAND

Number of Consecutive Days With Measurable Precipitation: $\geq 0.50''$ and $\leq 0.50''$

Observation Time: 12:00 Midnight

Data Updated through 5/31/2026

Consecutive Days with Measurable Precipitation ($\geq 0.50''$)				Consecutive Days with Measurable Precipitation ($\leq 0.50''$)		
Rank	Run Length	Run Period		Rank	Run Length	Run Period
1	7	1955-08-12 through 1955-08-18		1	182	1930-06-27 through 1930-12-25
2	5	2018-05-15 through 2018-05-19		2	93	2024-08-19 through 2024-11-19
-	5	2006-06-24 through 2006-06-28		3	90	1965-10-08 through 1966-01-05
-	5	1975-09-22 through 1975-09-26		4	88	2017-11-08 through 2018-02-03
-	5	1952-04-23 through 1952-04-27		5	85	1884-08-30 through 1884-11-22
-	5	1942-10-14 through 1942-10-18		-	85	1882-09-27 through 1882-12-20
7	4	2022-10-01 through 2022-10-04		7	83	1955-11-11 through 1956-02-01
-	4	2019-05-10 through 2019-05-13		-	83	1937-11-28 through 1938-02-18
-	4	2018-07-21 through 2018-07-24		9	79	2009-01-08 through 2009-03-27
-	4	2011-09-05 through 2011-09-08 +4 earlier dates		-	79	2000-09-26 through 2000-12-13
-				-	79	1871-11-16 through 1872-02-02


Period of Record: 1871-01-01 to Present

WET AND DRY STREAKS AT BALTIMORE, MARYLAND

Number of Consecutive Days With Measurable Precipitation: $\geq 1.00''$ and $\leq 1.00''$

Observation Time: 12:00 Midnight

Data Updated through 5/31/2026

Consecutive Days with Measurable Precipitation ($\geq 1.00''$)				Consecutive Days with Measurable Precipitation ($\leq 1.00''$)		
Rank	Run Length	Run Period		Rank	Run Length	Run Period
1	4	2011-09-05 through 2011-09-08		1	313	1998-02-24 through 1999-01-02
2	3	1999-08-24 through 1999-08-26		2	271	1910-09-02 through 1911-05-30
-	3	1955-08-12 through 1955-08-14		3	268	1903-12-21 through 1904-09-13
-	3	1952-04-25 through 1952-04-27		4	253	1917-07-11 through 1918-03-20
-	3	1945-07-17 through 1945-07-19		5	235	1954-10-16 through 1955-06-07
-	3	1942-10-14 through 1942-10-16		6	229	2001-09-01 through 2002-04-17
-	3	1877-09-06 through 1877-09-08		7	227	1899-11-02 through 1900-06-16
8	2	2023-09-11 through 2023-09-12		8	225	1956-10-23 through 1957-06-04
-	2	2022-05-06 through 2022-05-07		-	225	1930-05-25 through 1931-01-04
-	2	2018-07-23 through 2018-07-24 +dozens of earlier dates		10	219	1933-08-24 through 1934-03-30


Period of Record: 1871-01-01 to Present

WET AND DRY PERIODS AT BALTIMORE, MARYLAND

Wettest and Driest 365-Day Periods With Precipitation ($\geq 0.01''$)

Observation Time: 12:00 Midnight

Data Updated through 5/31/2026

Wettest 12-Month Periods				Driest 12-Month Periods		
Rank	Total Precipitation	Run Period		Rank	Total Precipitation	Run Period
1	76.21	2018-05-14 through 2019-05-13		1	19.37	1930-03-08 through 1931-03-07
2	76.08	2018-05-15 through 2019-05-14		2	19.65	1930-02-17 through 1931-02-16
3	75.96	2018-05-13 through 2019-05-12		-	19.65	1930-02-16 through 1931-02-15
4	75.26	2018-05-12 through 2019-05-11		4	19.74	1930-02-28 through 1931-02-27
5	74.76	2018-05-11 through 2019-05-10		-	19.74	1929-02-27 through 1931-02-26
6	74.48	2018-04-16 through 2019-04-15		6	19.81	1930-03-01 through 1931-02-28
7	74.45	2018-05-16 through 2019-05-15		7	19.84	1930-02-14 through 1931-02-13
8	74.30	2018-04-15 through 2019-04-14		8	19.85	1930-02-15 through 1931-02-14
-	74.30	2018-04-14 through 2019-04-13		9	19.89	1930-03-15 through 1931-03-14
-	74.30	2018-03-27 through 2019-03-26 + the 4 previous periods		-	19.89	1930-03-14 through 1931-03-13 + the 2 previous periods


Period of Record: 1871-01-01 to Present

WET AND DRY PERIODS AT BALTIMORE, MARYLAND

Wettest and Driest 12-Month Periods With Precipitation ($\geq 0.01''$)

Observation Time: 12:00 Midnight

Data Updated through 5/31/2026

Wettest 12-Month Periods				Driest 12-Month Periods		
Rank	Total Precipitation	Run Period		Rank	Total Precipitation	Run Period
1	74.20	2018-04-01 through 2019-03-31		1	19.81	1930-03-01 through 1931-02-28
2	73.97	2018-02-01 through 2019-01-31		2	20.78	1930-02-01 through 1931-01-31
3	72.46	2018-05-01 through 2019-04-30		3	21.55	1930-01-01 through 1930-12-31
4	72.31	2018-03-01 through 2019-02-28		4	21.81	1930-05-01 through 1931-04-30
5	71.82	2018-01-01 through 2019-12-31		5	22.06	1929-12-01 through 1930-11-30
6	69.80	2018-06-01 through 2019-05-31		6	22.16	1930-04-01 through 1931-03-31
7	67.98	2018-07-01 through 2019-06-30		7	23.37	1929-11-01 through 1930-10-31
8	66.23	2017-12-01 through 2018-11-30		8	23.62	1930-07-01 through 1931-06-30
9	65.54	1888-08-01 through 1889-07-31		9	23.91	1998-07-01 through 1999-06-30
10	65.00	1888-12-01 through 1889-11-30		10	24.55	1998-08-01 through 1999-07-31

Period of Record: 1871-01-01 to Present

DATA SOURCE: Applied Climate Information System (ACIS):

<https://scacis.rcc-acis.org/>

NOTES: 1) The first two tables, above, are differentiated by the 0.01" category, the first table defining amounts of ≥ 0.01 " and < 0.01 " (no measurable precipitation), the second table defining amounts of ≥ 0.01 " and ≤ 0.01 " (including any amounts of 0.01"). This is because a dry streak doesn't have to be defined solely as "no measurable precipitation" and 0.01" isn't an impactful amount. The other tables include various criteria of up to 1.00" of precipitation.

2) *Italicized data* indicates ties, with the most recent occurrences listed first chronologically.

3) Run Period with this background color is a current streak.

STATION LOCATIONS	PERIODS OF RECORD
South & Water Streets (SW Corner) - Fireman's Insurance Bldg	12/23/1870 - 12/31/1888
Holliday & E Baltimore Streets (SW Corner) - Neal Office Bldg	1/1/1889 - 5/31/1891
W Monument St & Linden Ave (NW Corner) - Johns Hopkins University Physics Lab	6/1/1891 - 9/6/1895
N Calvert & E Fayette Streets (SW Corner) - Equitable Building	9/7/1895 - 7/31/1896
532 N Howard Street - Johns Hopkins University Treasurer's Bldg	8/1/1896 - 12/31/1907
S Gay & Water Streets - Custom House	1/1/1908 - 7/22/1950
Baltimore-Washington (Friendship) International Thurgood Marshall Airport (BWI)	7/23/1950 - Present

STATION DATA SOURCE: 1) NOAA, NCDC, "Local Climatological Data, Baltimore, MD Friendship Int'l AP," 1955;

2) NOAA, NCDC, "Local Climatological Data, Baltimore, MD Custom House," 1949 & 1964;

3) NOAA, NCDC, "2012 Local Climatological Data, Annual Summary, Baltimore, MD, KBWI."

STATION NOTES: 1) 8" rain gauge through entire period.

2) Additionally, a tipping bucket rain gauge added 6/13/1897.