

MARYLAND STATEWIDE MEAN TEMPERATURE DEPARTURES

1895-Present
(in Degrees Fahrenheit)

Data through 4/30/2026, Updated 5/13/2026

YEAR	JAN	FEB	MAR	APR	MAY	JUN	JUL	AUG	SEP	OCT	NOV	DEC	ANNUAL AVG	ANNUAL SUM
1895	-3.4°	-10.6°	-3.5°	-1.4°	-1.8°	1.7°	-4.1°	1.2°	2.8°	-6.1°	-0.6°	0.9°	-2.1°	-24.9°
1896	-1.5°	0.0°	-6.3°	2.4°	4.4°	-1.1°	0.1°	0.3°	-1.4°	-4.0°	4.0°	-2.1°	-0.5°	-5.2°
1897	-3.7°	0.2°	0.9°	-1.5°	-2.1°	-2.8°	-0.6°	-1.9°	-0.9°	0.2°	-0.7°	0.8°	-1.0°	-12.1°
1898	2.1°	-0.9°	4.2°	-4.0°	-0.2°	0.7°	1.6°	1.7°	1.7°	0.4°	-3.0°	-1.7°	0.2°	2.6°
1899	-1.2°	-8.2°	-2.3°	-0.5°	0.1°	2.1°	0.1°	-0.2°	-2.5°	0.7°	-1.1°	-0.8°	-1.2°	-13.8°
1900	0.5°	-2.4°	-5.6°	-1.2°	0.1°	0.5°	1.8°	4.1°	4.4°	4.1°	2.1°	-1.3°	0.6°	7.1°
1901	-0.1°	-7.1°	0.0°	-4.2°	-1.9°	-0.3°	3.0°	0.9°	-1.0°	-1.6°	-6.4°	-3.3°	-1.9°	-22.0°
1902	-3.2°	-6.9°	1.8°	-1.8°	0.6°	-1.0°	-0.1°	-2.6°	-2.2°	0.6°	4.4°	-2.9°	-1.1°	-13.3°
1903	-1.8°	0.8°	5.7°	-1.1°	0.4°	-5.3°	-1.0°	-2.9°	-1.7°	-0.3°	-4.9°	-5.8°	-1.5°	-17.9°
1904	-7.1°	-8.0°	-2.4°	-4.4°	0.5°	-1.3°	-2.3°	-2.3°	-0.9°	-3.4°	-4.2°	-7.1°	-3.6°	-42.9°
1905	-4.8°	-9.7°	0.7°	-0.8°	1.4°	-0.7°	-0.8°	-1.7°	-1.0°	-0.3°	-2.8°	0.1°	-1.7°	-20.4°
1906	5.2°	-1.6°	-6.3°	0.6°	0.4°	0.6°	-1.7°	1.6°	2.7°	-1.2°	-1.0°	-0.9°	-0.2°	-1.6°
1907	2.1°	-7.0°	2.8°	-6.3°	-4.7°	-6.5°	-1.3°	-2.7°	0.4°	-5.8°	-2.7°	0.7°	-2.6°	-31.0°
1908	-0.7°	-5.2°	2.5°	1.1°	0.6°	-1.0°	0.7°	-2.6°	-2.4°	0.6°	-1.7°	-0.4°	-0.7°	-8.5°
1909	1.6°	6.8°	-2.7°	-0.8°	-0.8°	0.4°	-2.9°	-2.6°	-2.6°	-5.2°	2.7°	-6.0°	-1.0°	-12.1°
1910	-1.4°	-1.5°	5.3°	2.6°	-2.6°	-3.4°	-0.1°	-2.0°	1.3°	2.0°	-6.0°	-7.9°	-1.2°	-13.7°
1911	3.2°	0.8°	-3.4°	-4.5°	4.3°	0.2°	1.1°	0.5°	1.3°	-0.7°	-3.7°	3.3°	0.2°	2.4°
1912	-9.3°	-5.6°	-3.8°	1.2°	0.6°	-2.2°	-1.7°	-2.6°	1.2°	1.0°	-0.2°	1.6°	-1.7°	-19.8°
1913	8.2°	-0.6°	4.0°	0.5°	-0.6°	-0.5°	-0.1°	-1.4°	-1.6°	0.8°	0.5°	2.1°	0.9°	11.3°
1914	2.2°	-6.1°	-5.8°	-2.0°	1.8°	0.7°	-1.9°	0.1°	-3.5°	2.2°	-1.9°	-4.9°	-1.6°	-19.1°
1915	0.6°	2.4°	-6.7°	3.4°	-2.2°	-3.0°	-1.5°	-1.8°	1.0°	0.7°	-1.2°	-3.6°	-1.0°	-11.9°
1916	4.7°	-2.4°	-7.4°	-2.0°	1.7°	-4.1°	-0.2°	-0.2°	-2.8°	-1.2°	-1.3°	-2.9°	-1.5°	-18.1°
1917	0.1°	-3.1°	-2.0°	-0.8°	-5.5°	-0.8°	-0.8°	-0.5°	-5.4°	-5.6°	-4.9°	-9.8°	-3.3°	-39.1°
1918	-11.9°	-1.1°	2.4°	-1.8°	4.7°	-2.4°	-3.1°	1.8°	-4.7°	2.5°	-1.6°	3.4°	-1.0°	-11.8°
1919	2.2°	0.2°	2.1°	-1.7°	-0.3°	0.3°	-0.6°	-2.2°	-0.1°	5.8°	-0.5°	-5.8°	-0.1°	-0.6°
1920	-5.9°	-3.8°	-0.5°	-2.2°	-4.7°	-1.4°	-2.7°	-0.8°	-0.2°	3.1°	-1.7°	1.2°	-1.7°	-19.6°
1921	2.2°	2.6°	10.2°	4.7°	-1.8°	1.1°	2.1°	-2.7°	4.9°	-1.0°	0.9°	-0.6°	1.8°	22.6°
1922	-3.5°	2.0°	0.8°	0.5°	1.7°	1.7°	-0.9°	-2.2°	0.8°	1.6°	0.0°	-0.1°	0.2°	2.4°
1923	1.4°	-4.2°	0.1°	-1.9°	-1.9°	2.4°	-1.7°	-1.2°	0.5°	-1.9°	-2.2°	6.9°	-0.3°	-3.7°
1924	0.2°	-2.5°	-2.4°	-3.4°	-4.1°	-1.9°	-2.5°	-0.7°	-4.7°	-0.9°	-1.4°	-1.2°	-2.2°	-25.5°
1925	-2.5°	5.8°	1.6°	1.6°	-4.1°	4.4°	-0.7°	-2.4°	3.7°	-5.5°	-3.1°	-1.2°	-0.2°	-2.4°
1926	-1.2°	-0.4°	-5.2°	-3.4°	-1.2°	-3.7°	-0.7°	0.8°	-0.1°	-0.9°	-3.0°	-4.6°	-2.0°	-23.6°
1927	-1.0°	5.0°	1.7°	-3.7°	-1.5°	-4.6°	-1.6°	-5.5°	-0.2°	1.8°	3.5°	0.6°	-0.5°	-5.5°
1928	0.8°	0.5°	-1.7°	-3.3°	-2.6°	-2.2°	-0.2°	1.3°	-4.5°	0.8°	0.9°	0.2°	-0.9°	-10.0°
1929	-0.5°	-2.1°	4.8°	2.1°	-1.1°	-0.9°	-1.5°	-2.5°	0.3°	-2.9°	0.1°	0.3°	-0.4°	-3.9°
1930	0.7°	4.4°	-0.9°	-2.8°	1.9°	0.9°	1.4°	-0.1°	5.2°	-2.7°	-1.4°	-3.0°	0.3°	3.6°
1931	1.2°	1.8°	-4.0°	-1.9°	-0.8°	-0.4°	2.0°	-0.2°	4.3°	2.6°	5.6°	6.4°	1.3°	16.6°
1932	11.1°	5.7°	-4.8°	-2.7°	-1.1°	-0.3°	-0.6°	0.8°	0.2°	0.0°	-2.6°	1.2°	0.5°	6.9°
1933	7.5°	1.6°	-2.7°	-0.6°	2.1°	1.2°	-1.6°	0.2°	2.7°	-1.8°	-3.4°	0.0°	0.4°	5.2°
1934	3.7°	-12.3°	-4.5°	-1.6°	1.1°	3.6°	2.7°	-1.9°	0.8°	-2.1°	1.7°	-1.3°	-0.9°	-10.1°
1935	-2.2°	-1.7°	4.1°	-3.5°	-3.6°	-0.8°	1.0°	-0.1°	-2.8°	-0.7°	2.6°	-6.5°	-1.2°	-14.2°
1936	-5.1°	-8.4°	3.8°	-3.5°	1.7°	-0.4°	0.2°	1.8°	1.3°	1.2°	-3.0°	1.2°	-0.8°	-9.2°
1937	8.6°	0.2°	-3.8°	-1.8°	0.2°	1.4°	-0.6°	1.5°	-3.8°	-3.2°	-1.7°	-1.9°	-0.4°	-4.9°
1938	0.1°	4.0°	3.4°	1.4°	-1.6°	-1.1°	0.3°	2.1°	-2.0°	-0.5°	1.6°	-0.4°	0.6°	7.3°
1939	1.6°	4.6°	0.6°	-2.1°	1.7°	1.7°	-1.9°	2.1°	0.8°	-0.1°	-3.0°	1.1°	0.6°	7.1°
1940	-11.2°	-0.9°	-5.1°	-5.2°	-1.0°	0.4°	-0.7°	-2.6°	-3.5°	-3.8°	-0.6°	3.7°	-2.6°	-30.5°
1941	-1.4°	-3.5°	-6.4°	3.4°	1.2°	-0.8°	-0.3°	-1.1°	2.1°	5.2°	1.6°	3.0°	0.2°	3.0°
1942	-1.1°	-3.0°	1.2°	2.2°	3.2°	1.0°	0.5°	-1.3°	0.3°	1.0°	0.8°	-4.2°	0.0°	0.6°
1943	0.6°	1.2°	-0.8°	-4.7°	1.8°	5.6°	0.1°	1.7°	-2.1°	-2.5°	-2.1°	-2.0°	-0.3°	-3.2°
1944	1.3°	0.6°	-3.0°	-2.3°	5.4°	1.4°	0.3°	0.2°	0.4°	-1.8°	-1.1°	-4.3°	-0.3°	-2.9°
1945	-4.9°	0.2°	9.5°	2.8°	-2.8°	0.2°	-1.4°	-1.6°	2.7°	-1.6°	1.2°	-6.1°	-0.2°	-1.8°
1946	1.3°	1.6°	6.8°	-0.9°	-0.3°	-1.8°	-2.0°	-4.1°	-0.3°	2.1°	3.4°	2.8°	0.7°	8.6°
1947	6.0°	-5.5°	-6.5°	0.9°	-0.6°	-2.1°	-2.5°	2.0°	0.0°	4.8°	-2.9°	-2.7°	-0.8°	-9.1°
1948	-6.7°	-0.9°	2.4°	0.2°	-0.7°	-0.4°	-0.6°	-0.9°	-1.2°	-2.9°	4.0°	1.4°	-0.6°	-6.3°
1949	7.3°	6.3°	0.8°	-1.0°	0.0°	1.2°	2.8°	0.7°	-3.3°	4.1°	-0.4°	2.2°	1.7°	20.7°
1950	11.4°	0.9°	-4.0°	-3.8°	-1.4°	-1.0°	-2.3°	-1.7°	-3.4°	1.2°	-0.6°	-3.9°	-0.8°	-8.6°
1951	3.0°	1.4°	-0.7°	-0.8°	-0.8°	-0.6°	-0.1°	-0.7°	-0.4°	2.3°	-4.4°	1.3°	-0.1°	-0.5°
1952	4.6°	3.1°	-2.0°	1.2°	-1.6°	2.6°	2.0°	-0.2°	-1.2°	-3.9°	0.2°	0.4°	0.4°	5.2°
1953	5.4°	4.7°	1.1°	-0.3°	3.8°	0.4°	0.6°	-0.5°	-0.5°	1.1°	-0.4°	2.6°	1.5°	18.0°
1954	0.2°	5.9°	-0.7°	3.8°	-2.8°	0.3°	-0.4°	-1.0°	1.6°	2.9°	-2.7°	-1.4°	0.4°	5.7°
1955	-1.3°	0.0°	1.8°	2.9°	1.7°	-3.8°	3.6°	2.6°	-0.6°	0.8°	-2.8°	-5.5°	-0.1°	-0.6°
1956	-1.6°	3.6°	-2.6°	-2.5°	-1.8°	-0.3°	-1.7°	-1.2°	-2.9°	0.7°	-0.4°	6.9°	-0.4°	-3.8°
1957	-2.9°	3.8°	-0.7°	3.0°	1.2°	2.4°	-0.5°	-1.8°	1.1°	-4.1°	0.8°	2.5°	0.4°	4.8°
1958	-2.1°	-6.2°	-4.6°	0.3°	-1.2°	-3.3°	0.9°	-1.3°	-1.8°	-0.8°	1.5°	-7.3°	-2.2°	-25.9°
1959	-1.6°	0.7°	-0.8°	2.3°	3.3°	0.8°	0.0°	2.5°	1.9°	2.7°	-1.4°	2.4°	1.0°	12.8°
1960	2.1°	0.8°	-11.2°	4.4°	-2.1°	-0.7°	-2.6°	1.4°	0.1°	-0.8°	0.8°	-7.7°	-1.3°	-15.5°
1961	-6.1°	1.6°	1.5°	-4.1°	-3.6°	-1.2°	-0.3°	-0.1°	4.3°	0.6°	1.9°	-2.2°	-0.7°	-7.7°
1962	-0.8°	-2.2°	-2.6°	-0.1°	2.7°	-0.2°	-3.6°	-1.0°	-3.8°	0.6°	-3.4°	-5.7°	-1.7°	-20.1°
1963	-3.8°	-6.8°	2.3°	0.5°	-1.7°	-0.8°	-1.0°	-1.9°	-4.2°	1.9°	2.3°	-7.3°	-1.7°	-20.5°

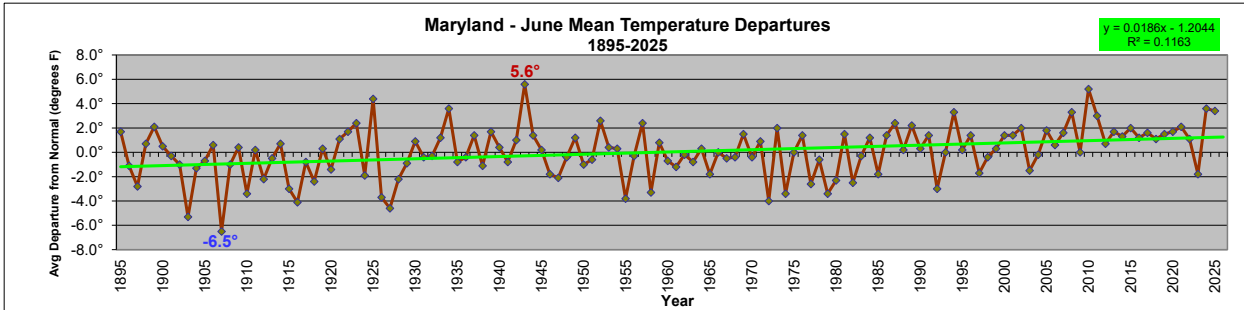
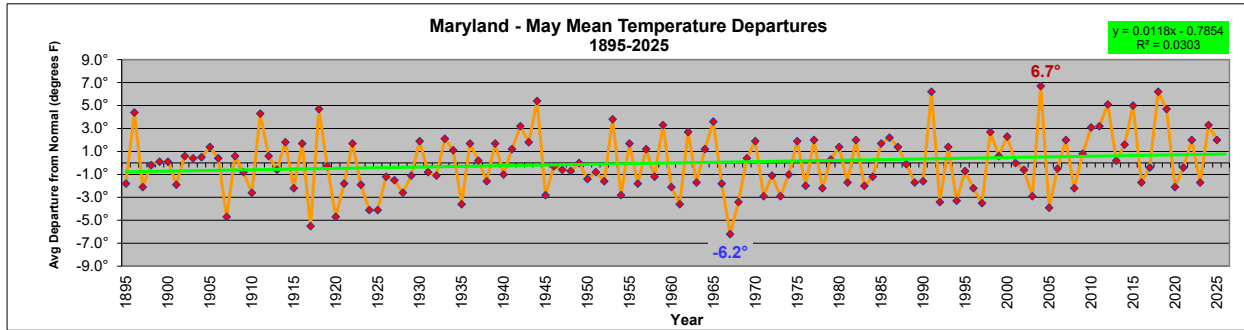
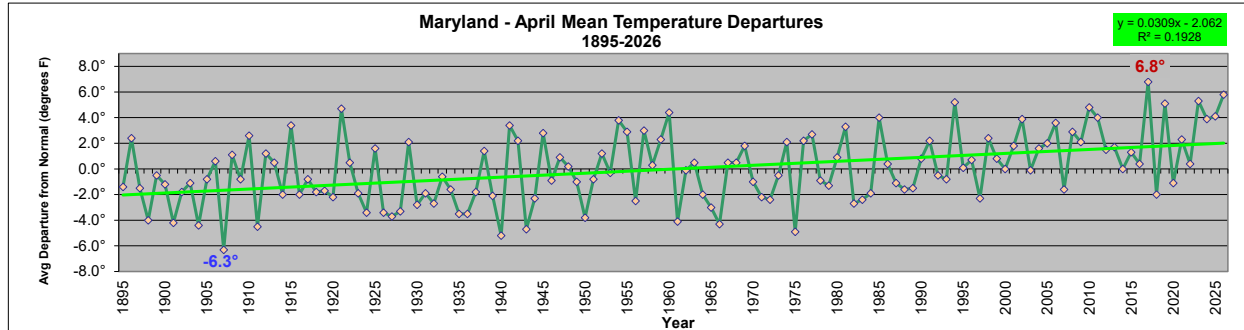
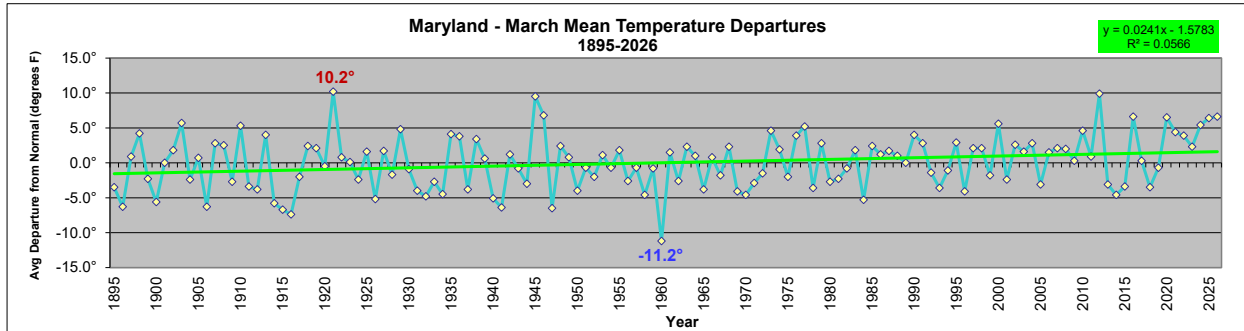
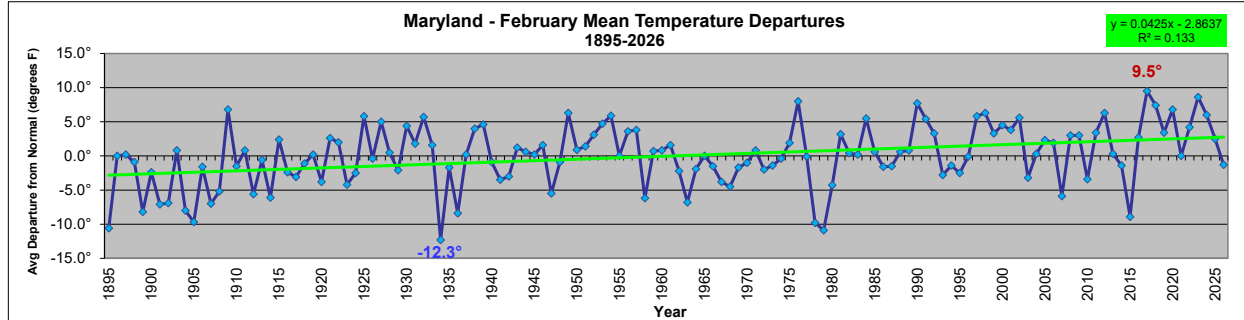
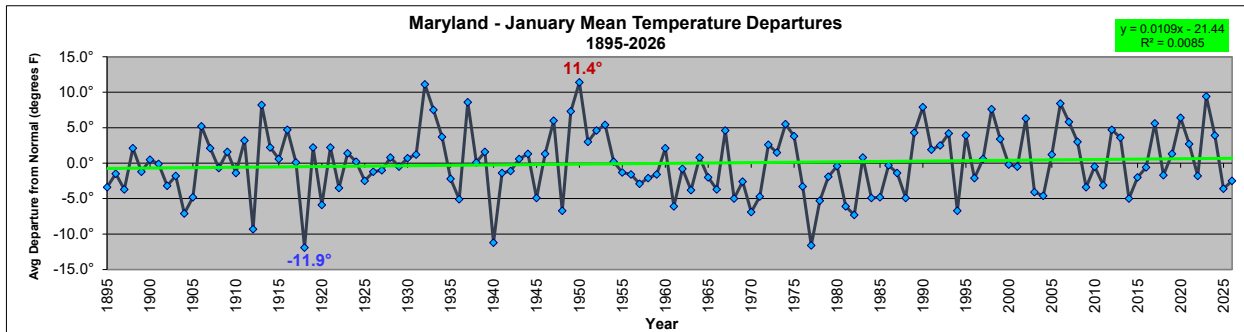
1964	0.8°	-1.9°	1.0°	-2.0°	1.2°	0.3°	-0.4°	-2.5°	-1.1°	-4.1°	2.4°	1.9°	-0.4°	-4.4°
1965	-2.0°	0.0°	-3.8°	-3.0°	3.6°	-1.8°	-1.6°	-0.8°	1.4°	-2.8°	0.0°	2.4°	-0.7°	-8.4°
1966	-3.7°	-1.5°	0.8°	-4.3°	-1.8°	0.0°	1.1°	0.6°	-2.9°	-2.9°	0.5°	-1.5°	-1.3°	-15.6°
1967	4.6°	-3.8°	-1.8°	0.5°	-6.2°	-0.5°	-2.0°	-2.0°	-3.8°	-2.1°	-4.6°	0.8°	-1.8°	-20.9°
1968	-5.0°	-4.5°	2.3°	0.5°	-3.4°	-0.4°	-0.2°	1.9°	-0.4°	1.2°	1.1°	-2.8°	-0.8°	-9.7°
1969	-2.6°	-1.7°	-4.1°	1.8°	0.4°	1.5°	-0.1°	-0.9°	-1.1°	-1.4°	-2.0°	-3.6°	-1.2°	-13.8°
1970	-6.9°	-1.0°	-4.6°	-1.0°	1.9°	-0.4°	-0.9°	0.5°	3.0°	2.6°	0.8°	0.1°	-0.5°	-5.9°
1971	-4.7°	0.8°	-2.9°	-2.2°	-2.9°	0.9°	-1.7°	-1.6°	1.8°	5.2°	-0.7°	6.6°	-0.2°	-1.4°
1972	2.6°	-2.0°	-1.5°	-2.4°	-1.1°	-4.0°	-0.9°	-1.2°	0.1°	-4.1°	-2.7°	4.5°	-1.1°	-12.7°
1973	1.5°	-1.4°	4.6°	-0.5°	-2.9°	2.0°	-0.3°	1.4°	1.5°	1.7°	1.9°	1.4°	0.9°	10.9°
1974	5.5°	-0.4°	1.9°	2.1°	-1.0°	-3.4°	-1.2°	-0.3°	-1.8°	-3.4°	0.5°	2.1°	0.0°	0.6°
1975	3.8°	1.9°	-2.0°	-4.9°	1.9°	0.0°	-1.6°	1.5°	-3.1°	2.7°	4.7°	0.3°	0.4°	5.2°
1976	-3.3°	8.0°	3.9°	2.2°	-2.0°	1.4°	-2.4°	-2.2°	-2.0°	-4.9°	-6.0°	-4.8°	-1.0°	-12.1°
1977	-11.6°	-0.1°	5.2°	2.7°	2.0°	-2.6°	0.9°	1.3°	2.0°	-2.4°	1.8°	-2.1°	-0.3°	-2.9°
1978	-5.3°	-9.8°	-3.6°	-0.9°	-2.2°	-0.6°	-2.4°	2.4°	0.2°	-2.0°	1.7°	2.1°	-1.7°	-20.4°
1979	-1.9°	-10.9°	2.8°	-1.3°	0.3°	-3.4°	-2.3°	-0.4°	-0.6°	-1.8°	4.0°	2.5°	-1.1°	-13.0°
1980	-0.4°	-4.3°	-2.7°	0.9°	1.4°	-2.3°	0.9°	2.6°	3.0°	-2.2°	-2.7°	-1.6°	-0.7°	-7.4°
1981	-6.1°	3.2°	-2.3°	3.3°	-1.7°	1.5°	-0.6°	-2.2°	-1.9°	-3.4°	-0.2°	-2.4°	-1.1°	-12.8°
1982	-7.3°	0.4°	-0.8°	-2.7°	2.0°	-2.5°	-0.2°	-2.9°	-1.5°	-0.3°	2.8°	6.1°	-0.6°	-6.9°
1983	0.8°	0.2°	1.8°	-2.4°	-2.0°	-0.3°	1.0°	2.2°	0.3°	0.4°	1.2°	-3.2°	0.0°	0.0°
1984	-4.9°	5.5°	-5.3°	-1.9°	-1.2°	1.2°	-2.3°	0.5°	-3.0°	5.4°	-1.8°	7.7°	0.0°	-0.1°
1985	-4.8°	0.6°	2.4°	4.0°	1.7°	-1.8°	-0.7°	-0.6°	0.4°	2.4°	6.5°	-2.8°	0.6°	7.3°
1986	-0.3°	-1.6°	1.2°	0.4°	2.2°	1.4°	1.9°	-1.8°	0.1°	1.6°	-1.2°	1.1°	0.4°	5.0°
1987	-1.4°	-1.5°	1.7°	-1.1°	1.4°	2.4°	2.9°	1.1°	0.9°	-5.0°	2.4°	2.6°	0.5°	6.4°
1988	-4.9°	0.6°	1.0°	-1.6°	-0.1°	0.2°	2.5°	3.3°	-2.1°	-5.5°	1.0°	-0.3°	-0.5°	-5.9°
1989	4.3°	0.8°	0.0°	-1.5°	-1.7°	2.2°	-0.5°	-0.5°	0.2°	1.0°	-0.4°	-11.3°	-0.7°	-7.4°
1990	7.9°	7.7°	4.0°	0.8°	-1.6°	0.3°	0.6°	-0.6°	-1.6°	3.4°	3.2°	5.3°	2.4°	29.4°
1991	1.9°	5.4°	2.8°	2.2°	6.2°	1.4°	2.0°	2.0°	-0.5°	0.7°	0.3°	3.6°	2.3°	28.0°
1992	2.5°	3.3°	-1.4°	-0.5°	-3.4°	-3.0°	-0.1°	-3.0°	-1.0°	-3.1°	0.7°	0.9°	-0.7°	-8.1°
1993	4.2°	-2.8°	-3.6°	-0.8°	1.4°	0.0°	2.8°	1.6°	0.3°	-1.5°	0.4°	-1.3°	0.0°	0.7°
1994	-6.7°	-1.4°	-1.1°	5.2°	-3.3°	3.3°	1.9°	-2.1°	-1.8°	-1.6°	4.9°	5.1°	0.2°	2.4°
1995	3.9°	-2.5°	2.9°	0.1°	-0.7°	0.2°	2.1°	2.7°	-0.5°	2.8°	-4.3°	-3.9°	0.2°	2.8°
1996	-2.1°	-0.1°	-4.1°	0.7°	-2.2°	1.4°	-2.0°	-1.1°	-0.2°	-0.2°	-4.8°	3.7°	-1.0°	-11.0°
1997	0.6°	5.8°	2.1°	-2.3°	-3.5°	-1.7°	0.2°	-1.0°	-1.1°	-0.3°	-2.0°	1.8°	-0.2°	-1.4°
1998	7.6°	6.3°	2.1°	2.4°	2.7°	-0.4°	-0.1°	1.4°	4.1°	0.8°	1.5°	5.8°	2.8°	34.2°
1999	3.4°	3.3°	-1.8°	0.8°	0.6°	0.3°	3.4°	1.3°	0.0°	-1.4°	5.5°	3.2°	1.5°	18.6°
2000	-0.2°	4.5°	5.6°	0.0°	2.3°	1.4°	-3.5°	-1.1°	-1.7°	1.0°	-1.9°	-6.7°	-0.1°	-0.3°
2001	-0.5°	3.8°	-2.4°	1.8°	0.0°	1.4°	-3.2°	2.3°	-1.8°	0.3°	5.6°	6.7°	1.1°	14.0°
2002	6.3°	5.6°	2.6°	3.9°	-0.6°	2.0°	2.1°	3.5°	2.0°	0.1°	-0.5°	-1.6°	2.1°	25.4°
2003	-4.1°	-3.2°	1.6°	-0.1°	-2.9°	-1.5°	0.0°	2.4°	0.4°	-1.5°	5.4°	0.6°	-0.3°	-2.9°
2004	-4.6°	0.3°	2.8°	1.6°	6.7°	-0.2°	0.0°	-0.2°	1.3°	-0.5°	3.1°	1.8°	1.0°	12.1°
2005	1.2°	2.3°	-3.1°	2.0°	-3.9°	1.8°	2.1°	3.3°	3.7°	1.6°	3.3°	-2.2°	1.0°	12.1°
2006	8.4°	1.9°	1.5°	3.6°	-0.5°	0.6°	2.1°	3.2°	-2.1°	-1.2°	3.9°	6.9°	2.3°	28.3°
2007	5.8°	-5.9°	2.1°	-1.6°	2.0°	1.6°	-0.1°	2.6°	2.2°	7.1°	0.4°	2.2°	1.5°	18.4°
2008	3.0°	3.0°	2.0°	2.9°	-2.2°	3.3°	0.7°	-1.1°	1.4°	-1.0°	-0.8°	2.7°	1.1°	13.9°
2009	-3.4°	3.0°	0.3°	2.1°	0.8°	0.0°	-2.0°	2.5°	-1.0°	-0.8°	4.4°	-0.5°	0.4°	5.4°
2010	-0.5°	-3.4°	4.6°	4.8°	3.1°	5.2°	3.6°	2.7°	2.8°	1.6°	0.9°	-5.1°	1.7°	20.3°
2011	-3.1°	3.4°	0.9°	4.0°	3.2°	3.0°	4.1°	1.4°	1.6°	-0.3°	4.3°	5.9°	2.3°	28.4°
2012	4.7°	6.3°	9.9°	1.5°	5.1°	0.7°	4.3°	2.1°	0.4°	1.3°	-2.6°	6.3°	3.3°	40.0°
2013	3.6°	0.3°	-3.1°	1.7°	0.2°	1.7°	2.3°	-1.3°	-1.4°	1.9°	-1.9°	2.7°	0.5°	6.7°
2014	-5.0°	-1.4°	-4.6°	0.0°	1.6°	1.3°	-0.8°	-2.0°	0.6°	2.0°	-2.5°	3.7°	-0.6°	-7.1°
2015	-2.0°	-8.9°	-3.4°	1.3°	5.0°	2.0°	0.4°	0.2°	3.4°	-0.6°	5.3°	12.7°	1.2°	15.4°
2016	-0.6°	2.7°	6.6°	0.4°	-1.7°	1.2°	2.9°	4.3°	4.1°	3.2°	2.5°	2.1°	2.3°	27.7°
2017	5.6°	9.5°	0.3°	6.8°	-0.4°	1.6°	1.9°	-0.9°	0.9°	5.0°	0.6°	-0.6°	2.5°	30.3°
2018	-1.7°	7.4°	-3.5°	-2.0°	6.2°	1.1°	0.7°	3.4°	5.3°	2.8°	-1.8°	3.3°	1.7°	21.2°
2019	1.3°	3.4°	-0.7°	5.1°	4.7°	1.5°	3.1°	1.9°	4.0°	4.1°	-2.6°	3.0°	2.4°	28.8°
2020	6.4°	6.8°	6.5°	-1.1°	-2.1°	1.7°	4.6°	2.9°	-0.1°	2.8°	5.7°	2.4°	3.0°	36.5°
2021	2.7°	0.0°	4.4°	2.3°	-0.4°	2.1°	1.7°	3.4°	2.2°	6.7°	-0.8°	7.9°	2.6°	32.2°
2022	-1.8°	4.2°	3.9°	0.4°	2.0°	1.1°	2.2°	3.0°	1.1°	-1.6°	3.6°	0.6°	1.5°	18.7°
2023	9.4°	8.6°	2.3°	5.3°	-1.7°	-1.8°	2.6°	1.3°	1.9°	3.2°	0.0°	6.6°	3.1°	37.7°
2024	3.9°	6.0°	5.4°	3.9°	3.3°	3.6°	3.5°	1.3°	1.0°	1.9°	5.0°	1.6°	3.3°	40.4°
2025	-3.6°	2.5°	6.4°	4.1°	2.0°	3.4°	4.1°	-2.1°	1.4°	0.7°	1.1°	-1.5°	1.5°	18.5°
2026	-2.5°	-1.3°	6.6°	5.8°										
YEAR	JAN	FEB	MAR	APR	MAY	JUN	JUL	AUG	SEP	OCT	NOV	DEC	ANNUAL AVG	ANNUAL SUM
Average Departure through 2025	-0.03°	-0.03°	0.02°	-0.01°	-0.01°	0.03°	0.05°	0.00°	-0.03°	-0.01°	0.04°	0.03°	-0.04°	-0.03°
Warmest Departure	11.4°	9.5°	10.2°	6.8°	6.7°	5.6°	4.6°	4.3°	5.3°	7.1°	6.5°	12.7°	3.3°	40.4°
Warmest Year	1950	2017	1921	2017	2004	1943	2020	2016	2018	2007	1985	2015	2024, 2012	2024
Coldest Departure	-11.9°	-12.3°	-11.2°	-6.3°	-6.2°	-6.5°	-4.1°	-5.5°	-5.4°	-6.1°	-6.4°	-11.3°	-3.6°	-42.9°
Coldest Year	1918	1934	1960	1907	1967	1907	1895	1927	1917	1895	1901	1989	1904	1904
Standard Deviation	4.527	4.461	3.874	2.690	2.566	2.075	1.898	1.970	2.306	2.768	2.855	4.082	1.395	16.775

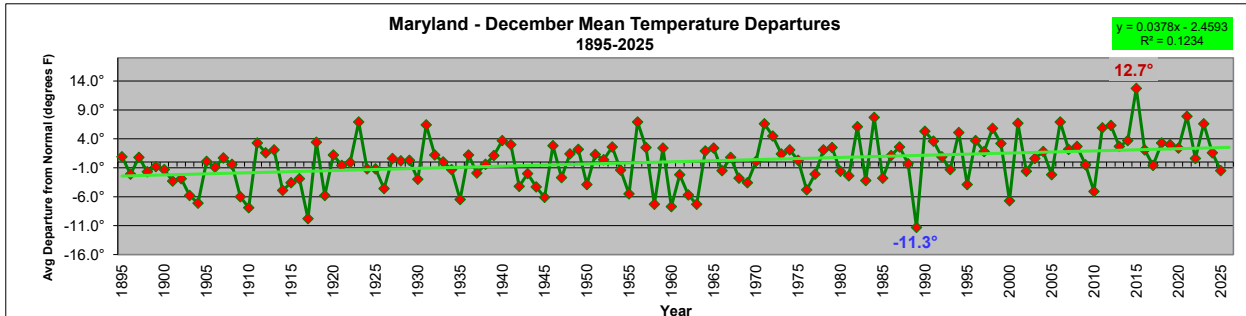
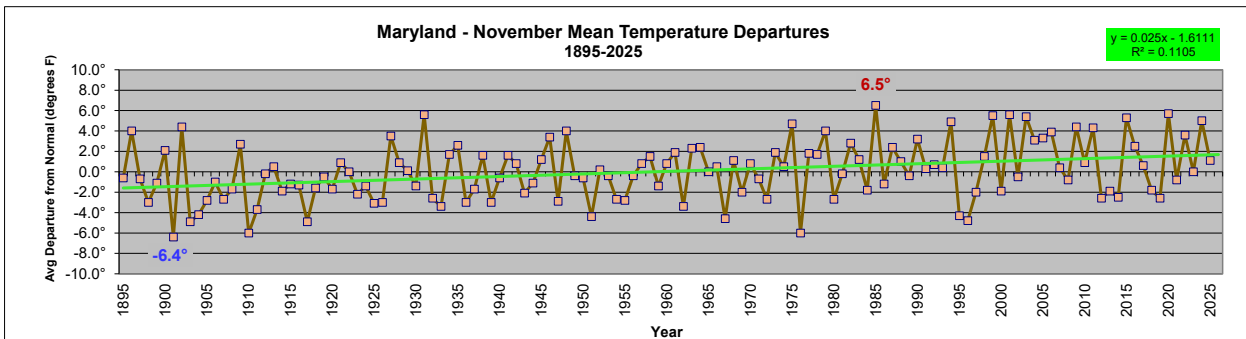
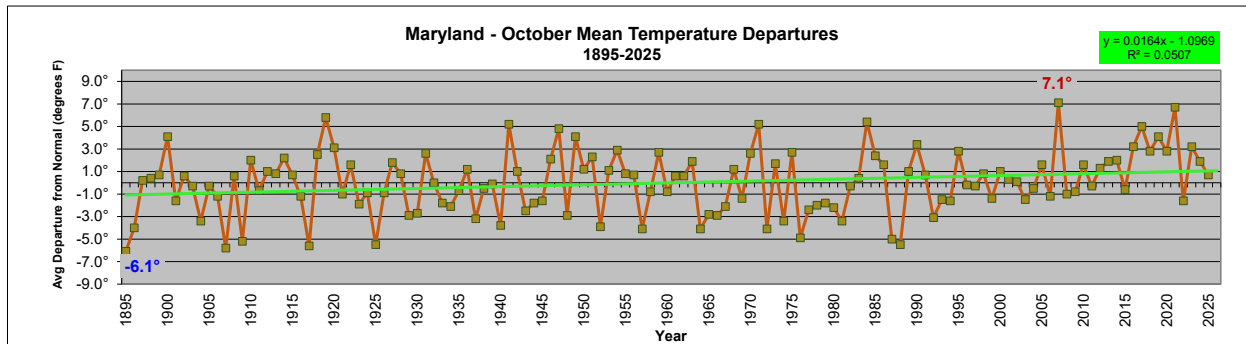
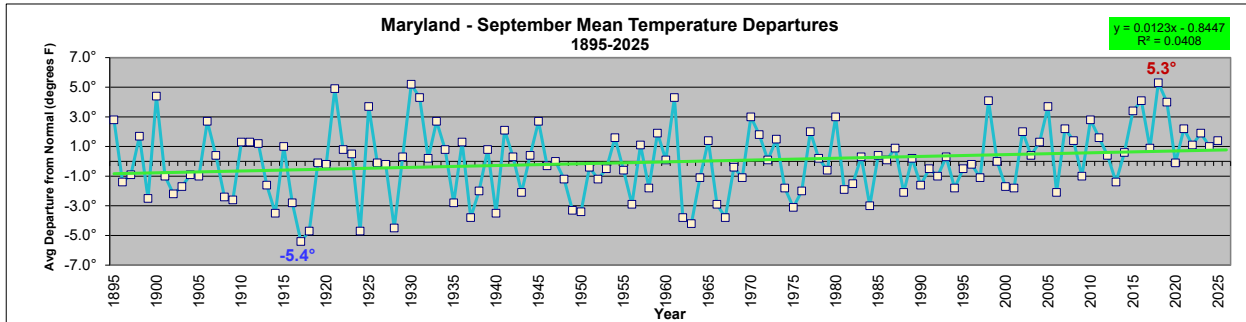
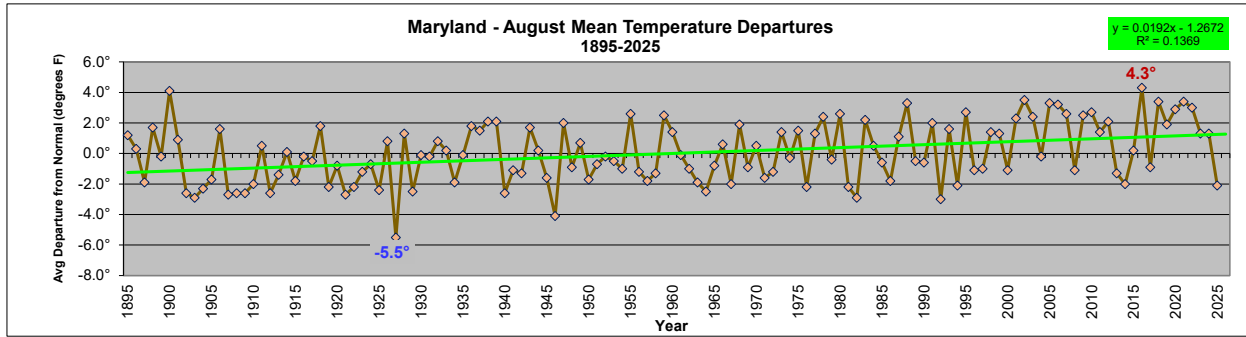
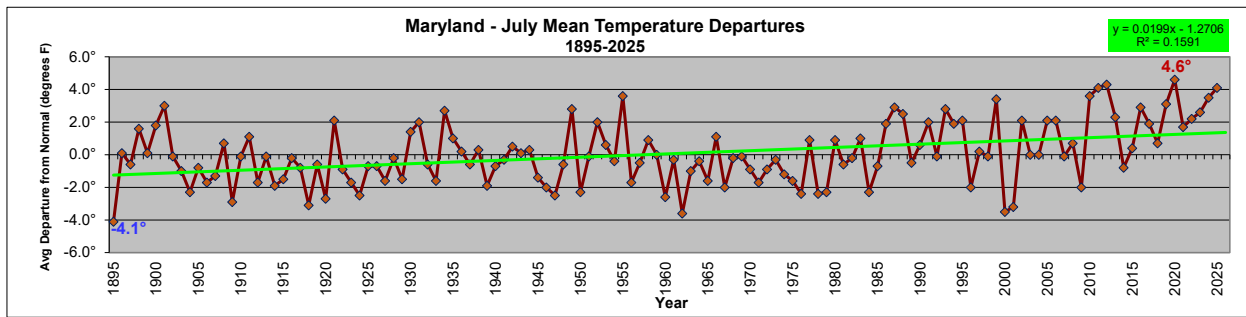
NOTES: 1) Average Departures are for the entire base period, not for 30-year Periods or Normals.

2) Extreme values are shown in bold, Maxima in red, Minima in blue.

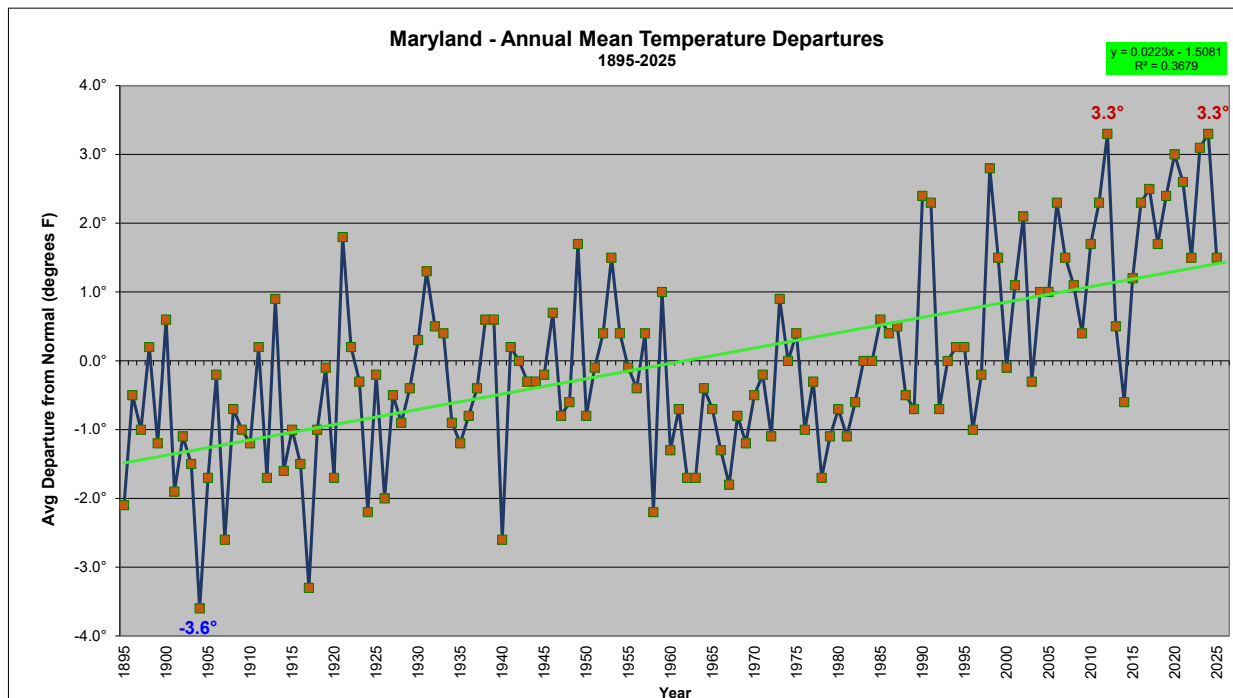
3) These tables are created around the 10th day of the month and are subsequently updated as new data become available.

MARYLAND STATEWIDE MONTHLY MEAN TEMPERATURE DEPARTURES





MARYLAND STATEWIDE ANNUAL MEAN TEMPERATURE DEPARTURES



DATA SOURCE: NOAA National Centers for Environmental information, Climate at a Glance: Statewide Time Series, published **May 2026**, retrieved on **May 13, 2026** from: <https://www.ncei.noaa.gov/access/monitoring/climate-at-a-glance/statewide/time-series>

- NOTES:**
- 1) The data provided is for 30-Year Averages, not for Normals.
 - 2) Statewide 30-Year-Average Chart Trendline, shown in **bright green**, is Linear, with associated equation and R-Squared values portrayed.
 - 3) Extreme values are shown in **bold**, Maxima in **red**, Minima in **blue**.
 - 4) Cells with **gray backgrounds** are incomplete or future data.
 - 5) Temperature Means are the Average between the monthly Maxima and Minima.