

MARYLAND STATEWIDE AVERAGE MAXIMUM TEMPERATURES

1895-Present

(in degrees Fahrenheit)

Preliminary Data through 3/31/2026, Updated 4/13/2026

YEAR	JAN	FEB	MAR	APR	MAY	JUN	JUL	AUG	SEP	OCT	NOV	DEC	ANNUAL	WINTER (Dec-Feb)	SPRING (Mar-May)	SUMMER (Jun-Aug)	AUTUMN (Sep-Nov)
1895	38.0°	32.7°	48.7°	61.6°	71.4°	83.7°	81.6°	86.5°	81.3°	62.2°	54.6°	46.0°	62.4°		60.6°	83.9°	66.0°
1896	38.9°	43.4°	46.2°	65.5°	77.9°	80.0°	85.2°	85.0°	76.5°	61.9°	59.7°	42.8°	63.6°	42.8°	63.2°	83.4°	66.0°
1897	37.8°	42.4°	53.7°	63.1°	71.5°	78.7°	84.2°	82.2°	78.8°	66.4°	53.6°	45.0°	63.1°	41.0°	62.8°	81.7°	66.3°
1898	42.7°	43.0°	56.8°	58.9°	72.5°	83.1°	87.2°	84.5°	79.9°	66.3°	51.2°	43.4°	64.1°	43.6°	62.7°	84.9°	65.8°
1899	41.0°	34.9°	49.2°	64.4°	74.2°	83.9°	86.2°	83.2°	75.8°	67.2°	54.4°	44.7°	63.3°	39.8°	62.6°	84.4°	65.8°
1900	42.7°	41.8°	46.7°	62.3°	75.4°	81.9°	88.9°	88.9°	81.9°	69.8°	56.1°	43.8°	65.0°	43.1°	61.5°	86.6°	69.3°
1901	40.4°	35.9°	52.7°	57.4°	71.0°	81.8°	88.3°	83.6°	77.1°	66.7°	47.7°	41.8°	62.0°	40.0°	60.4°	84.6°	63.8°
1902	37.5°	34.9°	55.0°	61.5°	74.9°	81.6°	86.2°	82.2°	75.7°	67.0°	59.4°	40.8°	63.1°	38.1°	63.8°	83.3°	67.4°
1903	38.7°	44.9°	58.4°	61.8°	75.1°	74.6°	85.3°	79.1°	76.6°	65.9°	51.4°	39.0°	62.6°	41.5°	65.1°	79.7°	64.6°
1904	34.6°	35.6°	49.7°	58.8°	75.2°	79.9°	83.2°	81.5°	77.3°	64.8°	50.5°	37.4°	60.7°	36.4°	61.2°	81.5°	64.2°
1905	36.7°	33.0°	53.9°	63.7°	75.2°	80.6°	84.0°	81.4°	77.3°	67.4°	53.3°	45.0°	62.6°	35.7°	64.3°	82.0°	66.0°
1906	46.1°	43.1°	44.3°	66.0°	75.6°	81.3°	83.0°	83.0°	79.5°	63.3°	53.7°	43.0°	63.5°	44.7°	62.0°	82.4°	65.5°
1907	43.9°	36.4°	56.8°	56.8°	68.8°	74.3°	84.2°	80.8°	77.2°	62.2°	50.9°	45.0°	61.4°	41.1°	60.8°	79.8°	63.4°
1908	40.5°	37.2°	55.4°	66.0°	73.1°	81.4°	86.5°	80.6°	76.4°	68.0°	54.4°	43.9°	63.6°	40.9°	64.8°	82.8°	66.3°
1909	42.8°	51.1°	49.4°	63.0°	73.3°	80.6°	83.9°	81.9°	75.0°	62.8°	58.5°	38.0°	63.4°	45.9°	61.9°	82.1°	65.4°
1910	39.4°	41.6°	59.8°	66.8°	70.8°	76.8°	85.8°	81.3°	78.7°	69.4°	46.9°	35.8°	62.8°	39.7°	65.8°	81.3°	65.0°
1911	44.6°	43.0°	50.2°	58.5°	80.4°	81.9°	87.9°	84.2°	77.7°	64.7°	50.7°	47.4°	64.3°	41.1°	63.0°	84.7°	64.4°
1912	32.1°	37.6°	48.0°	65.2°	74.9°	79.5°	83.8°	81.2°	77.9°	69.2°	55.2°	47.3°	62.7°	39.0°	62.7°	81.5°	67.4°
1913	50.9°	43.1°	57.6°	63.7°	74.0°	82.0°	86.5°	82.5°	76.2°	65.5°	55.8°	46.5°	65.4°	47.1°	65.1°	83.7°	65.8°
1914	43.3°	37.7°	46.2°	61.9°	77.3°	83.7°	84.0°	84.5°	76.3°	68.8°	54.6°	37.4°	63.0°	42.5°	61.8°	84.1°	66.6°
1915	41.1°	45.0°	45.2°	69.3°	71.4°	78.5°	84.6°	81.0°	79.4°	66.9°	54.6°	40.0°	63.1°	41.2°	62.0°	81.4°	67.0°
1916	47.2°	41.2°	44.8°	61.4°	74.9°	77.2°	84.4°	83.9°	76.3°	67.1°	54.3°	41.5°	62.8°	42.8°	60.4°	81.8°	65.9°
1917	41.8°	41.3°	49.9°	62.9°	67.9°	80.8°	83.5°	83.6°	71.9°	61.9°	51.0°	33.9°	60.9°	41.5°	60.2°	82.6°	61.6°
1918	28.7°	43.8°	57.2°	61.2°	79.0°	79.5°	83.6°	85.9°	73.8°	70.1°	53.2°	47.0°	63.6°	35.5°	65.8°	83.0°	65.7°
1919	44.4°	42.6°	55.5°	62.4°	72.9°	81.8°	84.7°	81.6°	78.8°	71.5°	54.3°	39.7°	64.2°	44.7°	63.6°	82.7°	68.2°
1920	34.8°	37.7°	53.7°	60.8°	69.6°	80.8°	83.4°	81.2°	77.5°	71.7°	51.7°	44.4°	62.3°	37.4°	61.4°	81.8°	67.0°
1921	43.6°	45.9°	64.9°	69.0°	71.3°	84.2°	87.5°	81.5°	82.8°	67.5°	54.9°	43.8°	66.4°	44.6°	68.4°	84.4°	68.4°
1922	37.6°	45.0°	52.9°	63.9°	75.8°	82.3°	84.2°	81.4°	79.1°	69.4°	55.0°	44.3°	64.2°	42.1°	64.2°	82.6°	67.8°
1923	41.8°	38.2°	54.9°	62.4°	73.4°	84.9°	84.4°	82.6°	77.8°	65.9°	51.8°	51.9°	64.2°	41.4°	63.6°	84.0°	65.2°
1924	43.3°	39.3°	49.6°	60.4°	68.2°	78.8°	83.4°	83.7°	72.1°	68.4°	53.5°	43.7°	62.0°	44.8°	59.4°	82.0°	64.7°
1925	39.0°	50.5°	55.5°	66.4°	71.5°	87.7°	85.6°	82.8°	81.6°	59.0°	51.5°	41.8°	64.4°	44.4°	64.5°	85.4°	64.0°
1926	40.6°	42.3°	48.0°	61.1°	75.0°	78.5°	85.4°	83.7°	76.4°	65.3°	52.2°	39.0°	62.3°	41.6°	61.4°	82.5°	64.6°
1927	40.0°	48.2°	54.8°	60.1°	71.4°	77.4°	84.4°	77.7°	79.3°	69.3°	58.6°	45.1°	63.9°	42.4°	62.1°	79.8°	69.1°
1928	43.8°	43.9°	51.0°	60.6°	71.6°	78.1°	85.9°	84.5°	72.1°	68.4°	55.4°	45.6°	63.4°	44.3°	61.1°	82.8°	65.3°
1929	41.3°	41.7°	58.6°	66.0°	72.8°	81.5°	85.2°	82.6°	79.0°	64.4°	53.4°	45.1°	64.3°	42.9°	65.8°	83.1°	65.6°
1930	42.0°	49.5°	53.2°	61.3°	77.3°	83.8°	89.3°	86.3°	84.9°	66.0°	53.2°	40.7°	65.6°	45.5°	63.9°	86.5°	68.0°
1931	42.7°	45.5°	46.2°	62.1°	73.1°	81.7°	88.0°	83.0°	82.7°	71.2°	61.2°	51.5°	65.7°	43.0°	60.5°	84.2°	71.7°
1932	52.1°	50.2°	47.8°	62.2°	73.0°	81.7°	86.0°	87.0°	79.6°	66.5°	52.9°	46.9°	65.5°	51.3°	61.0°	84.9°	66.3°
1933	49.7°	45.6°	49.1°	63.0°	75.1°	84.4°	84.9°	83.5°	79.9°	66.4°	51.4°	45.2°	64.8°	47.4°	62.4°	84.3°	65.9°
1934	45.6°	32.4°	49.4°	62.8°	75.6°	85.5°	89.3°	81.5°	77.1°	65.3°	57.1°	43.3°	63.7°	41.1°	62.6°	85.4°	66.5°
1935	39.3°	42.1°	58.1°	58.8°	70.0°	81.3°	86.5°	83.4°	75.1°	67.6°	55.9°	36.3°	62.9°	41.6°	62.3°	83.7°	66.2°
1936	35.8°	35.3°	57.0°	60.2°	77.6°	81.7°	86.9°	86.3°	79.1°	67.9°	51.9°	45.5°	63.8°	35.8°	64.9°	85.0°	66.3°
1937	48.8°	43.3°	48.7°	61.1°	75.5°	83.1°	85.5°	84.9°	75.0°	63.0°	53.6°	42.6°	63.8°	45.9°	61.8°	84.5°	63.9°
1938	40.9°	47.8°	57.6°	65.5°	71.4°	80.8°	86.0°	87.0°	74.7°	67.9°	58.8°	43.8°	65.2°	43.8°	64.8°	84.6°	67.1°
1939	43.0°	48.7°	54.1°	61.2°	76.9°	83.4°	83.6°	86.0°	79.4°	67.1°	52.2°	45.2°	65.1°	45.2°	64.1°	84.3°	66.2°
1940	30.1°	41.9°	46.8°	57.9°	72.5°	82.1°	86.5°	79.6°	75.4°	63.0°	53.4°	48.7°	61.5°	39.1°	59.1°	82.7°	63.9°
1941	38.4°	39.5°	46.9°	69.1°	77.8°	81.0°	84.9°	84.3°	82.2°	73.1°	59.2°	47.9°	65.4°	42.2°	64.6°	83.4°	71.5°
1942	40.8°	40.0°	54.2°	68.0°	77.2°	81.9°	86.5°	81.7°	78.7°	67.2°	56.2°	39.5°	64.3°	42.9°	66.5°	83.4°	67.4°
1943	41.2°	46.0°	53.5°	59.9°	75.7°	87.2°	86.4°	88.0°	77.8°	64.2°	53.9°	44.3°	64.8°	42.2°	63.0°	87.2°	65.3°
1944	43.1°	43.9°	49.6°	61.4°	80.2°	83.9°	88.0°	85.7°	77.5°	65.6°	53.1°	39.9°	64.3°	43.8°	63.7°	85.9°	65.4°
1945	35.5°	43.8°	65.2°	67.4°	71.1°	82.5°	83.4°	83.3°	79.7°	66.6°	56.2°	37.0°	64.3°	39.7°	67.9°	83.1°	67.5°
1946	42.9°	46.0°	61.1°	63.9°	73.1°	80.4°	84.9°	79.9°	79.0°	70.2°	59.1°	49.5°	65.8°	42.0°	66.0°	81.7°	69.4°
1947	47.7°	38.4°	46.0°	66.2°	73.8°	79.8°	83.2°	85.9°	77.6°	72.9°	50.7°	42.3°	63.7°	45.2°	62.0°	83.0°	67.1°
1948	34.1°	44.0°	56.6°	64.1°	72.5°	81.6°	85.1°	83.4°	77.7°	63.3°	58.8°	46.2°	63.9°	40.1°	64.4°	83.4°	66.6°
1949	48.6°	50.4°	54.3°	63.0°	74.3°	82.8°	88.1°	84.4°	74.9°	70.4°	55.4°	47.8°	66.2°	48.4°	63.9°	85.1°	66.9°
1950	54.4°	43.4°	49.5°	60.6°	71.6°	81.4°	83.4°	82.8°	72.8°	68.1°	55.4°	40.4°	63.6°	48.5°	60.6°	82.5°	65.4°
1951	45.4°	45.8°	52.1°	63.5°	73.9°	81.1°	86.4°	84.2°	78.8°	69.3°	50.8°	46.8°	64.8°	43.9°	63.2°	83.9°	66.3°
1952	46.0°	46.1°	50.4°	64.2°	72.2°	85.2°	88.6°	83.5°	78.4°	64.8°	54.9°	44.2°	64.9°	46.3°	62.3°	85.8°	66.0°
1953	46.5°	48.8°	53.6°	62.7°	77.0°	82.6°	88.4°	85.0°	79.1°	70.3°	56.5°	47.8°	66.5°	46.5°	64.4°	85.3°	68.6°
1954	42.3°	51.1°	52.9°	68.4°	71.0°	83.3°	87.8°	83.0°	80.6°	70.2°	51.8°	42.8°	65.4°	47.1°	64.1°	84.7°	67.5°
1955	39.7°	44.8°	55.6°	66.6°	76.2°	78.2°	89.7°	85.6°	76.4°	68.6°	53.1°	39.3°	64.5°	42.4°	66.1°	84.5°	66.0°
1956	38.6°	47.0°	50.3°	61.5°	73.4°	82.1°	83.4°	82.9°	74.9°	66.4°	54.6°	51.8°	63.9°	41.6°	61.7°	82.8°	65.3°
1957	38.2°	46.5°	51.3°	67.2°	76.1°	84.1°	87.6°	84.1°	78.1°	62.6°	55.1°	47.0°	64.8°	45.5°	64.9°	85.3°	65.3°
1958	38.3°	36.0°	45.7°	63.6°	72.4°	78.5°	85.9°	82.5°	77.3°	66.0°	57.0°	37.9°	61.8°	40.4°	60.6°	82.3°	66.8°
1959	41.2°	45.7°	53.8°	66.6°	77.6°	83.5°	85.3°	86.2°	80.6°	68.6°	53.8°	47.0°	65.8°	41.6°	66.0°	85.0°	67.7°
1960	42.3°	43.4°															

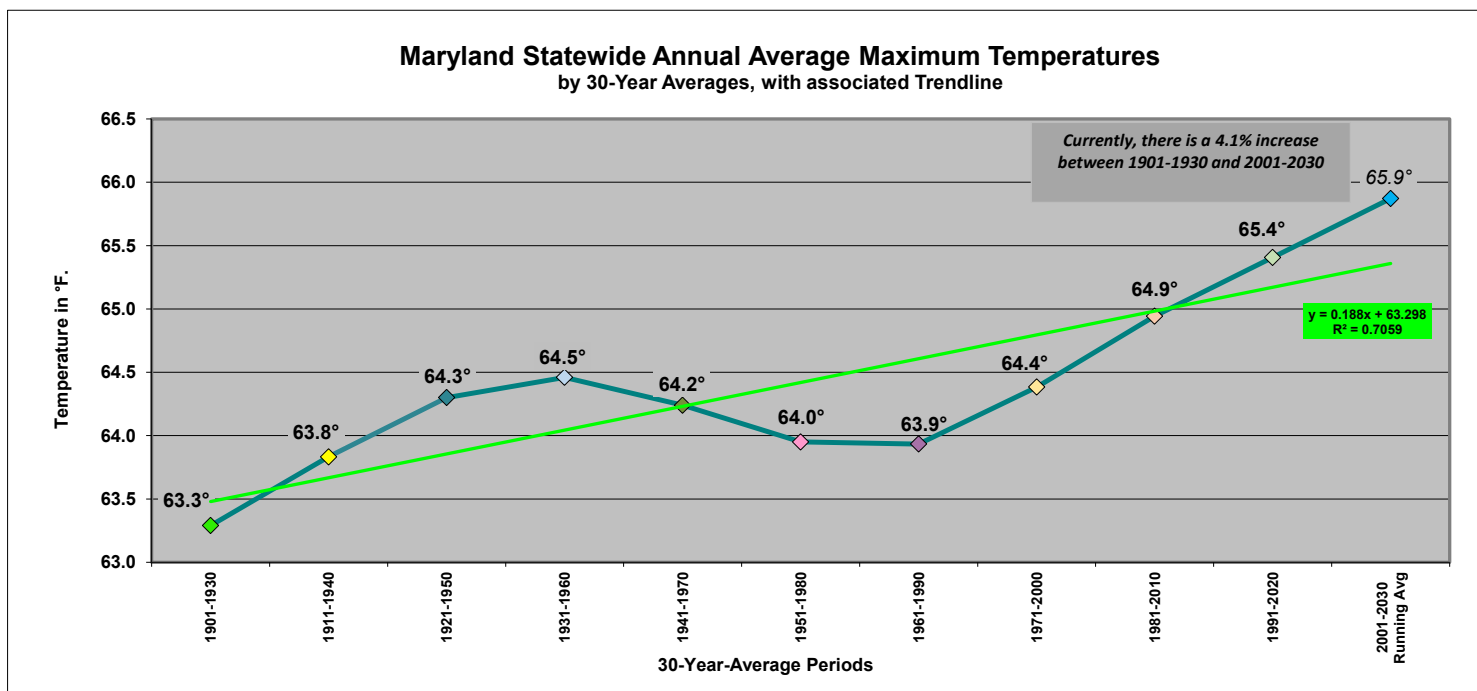
1970	34.8°	43.1°	47.1°	62.6°	76.5°	81.4°	84.5°	85.1°	82.2°	68.5°	54.6°	44.2°	63.7°	39.1°	62.1°	83.7°	68.4°
1971	36.4°	44.3°	49.9°	64.0°	70.7°	82.3°	84.6°	82.6°	77.9°	69.7°	53.9°	51.8°	64.0°	41.6°	61.5°	83.2°	67.2°
1972	44.0°	41.4°	51.1°	62.1°	72.2°	76.6°	83.8°	83.0°	77.4°	62.5°	50.9°	47.8°	62.7°	45.7°	61.8°	81.1°	63.6°
1973	43.7°	42.4°	56.6°	61.8°	69.9°	82.6°	85.5°	84.9°	79.4°	69.4°	57.4°	45.7°	64.9°	44.6°	62.8°	84.3°	68.7°
1974	46.6°	43.9°	55.3°	66.8°	72.4°	77.6°	85.5°	83.0°	75.6°	65.4°	56.1°	46.8°	64.6°	45.4°	64.8°	82.0°	65.7°
1975	45.6°	44.6°	50.0°	57.9°	75.1°	80.7°	83.8°	85.8°	73.2°	69.4°	60.7°	44.8°	64.3°	45.7°	61.0°	83.4°	67.8°
1976	37.8°	54.0°	57.9°	67.8°	71.8°	83.1°	83.6°	82.5°	76.5°	60.6°	49.5°	40.7°	63.8°	45.5°	65.8°	83.1°	62.2°
1977	29.8°	45.0°	58.9°	67.9°	76.9°	79.4°	87.8°	85.5°	79.2°	63.8°	54.2°	42.5°	64.2°	38.5°	67.9°	84.2°	65.7°
1978	35.2°	33.2°	48.4°	63.4°	70.5°	81.7°	83.1°	85.3°	78.6°	66.5°	56.4°	48.3°	62.5°	37.0°	60.8°	83.4°	67.2°
1979	38.9°	31.9°	57.1°	61.1°	73.3°	78.6°	82.5°	82.8°	76.1°	64.5°	59.1°	47.5°	62.8°	39.7°	63.8°	81.3°	66.6°
1980	39.6°	38.9°	49.6°	64.2°	75.4°	80.5°	87.5°	87.1°	81.8°	64.9°	51.9°	43.8°	63.8°	42.0°	63.1°	85.0°	66.2°
1981	35.4°	48.0°	50.8°	67.6°	72.1°	82.8°	84.9°	82.3°	75.6°	63.9°	54.6°	41.0°	63.3°	42.4°	63.5°	83.3°	64.7°
1982	34.4°	43.2°	52.1°	62.1°	76.4°	78.0°	85.5°	81.5°	76.5°	66.7°	58.2°	50.6°	63.8°	39.5°	63.5°	81.7°	67.1°
1983	41.0°	43.6°	53.5°	59.8°	71.8°	81.9°	88.5°	87.4°	80.0°	66.4°	56.5°	40.7°	64.3°	45.1°	61.7°	85.9°	67.6°
1984	36.2°	48.6°	46.4°	60.6°	72.0°	83.6°	82.8°	83.8°	75.8°	70.9°	53.9°	53.3°	64.0°	41.8°	59.7°	83.4°	66.9°
1985	35.9°	44.0°	56.0°	69.8°	75.7°	79.6°	85.3°	82.9°	79.5°	68.7°	59.8°	42.2°	65.0°	44.4°	67.2°	82.6°	69.3°
1986	42.0°	39.8°	55.9°	64.3°	77.0°	84.7°	88.1°	82.0°	77.6°	68.5°	53.1°	45.3°	64.9°	41.3°	65.7°	84.9°	66.4°
1987	38.9°	42.1°	56.1°	61.5°	75.8°	84.4°	89.3°	85.8°	78.0°	63.6°	58.5°	46.8°	65.1°	42.1°	64.5°	86.5°	66.7°
1988	37.1°	44.2°	55.2°	61.6°	73.4°	83.7°	89.4°	87.4°	76.0°	61.8°	56.6°	45.3°	64.3°	42.7°	63.4°	86.8°	64.8°
1989	46.1°	43.9°	52.6°	62.4°	71.1°	82.4°	84.3°	82.0°	77.1°	68.7°	54.8°	33.2°	63.2°	45.1°	62.0°	82.9°	66.9°
1990	49.9°	53.0°	57.8°	64.6°	71.0°	82.5°	86.1°	82.5°	76.0°	70.5°	60.1°	51.2°	67.1°	45.4°	64.5°	83.7°	68.9°
1991	43.7°	50.2°	55.3°	66.1°	80.6°	84.2°	87.7°	86.5°	78.1°	68.9°	55.3°	49.1°	67.1°	48.4°	67.3°	86.1°	67.4°
1992	44.4°	47.0°	50.8°	63.1°	70.2°	78.5°	84.8°	80.6°	75.8°	64.2°	54.0°	44.2°	63.1°	46.8°	61.4°	81.3°	64.7°
1993	44.6°	40.7°	47.9°	63.0°	75.2°	82.4°	89.1°	86.2°	77.5°	65.5°	56.0°	42.6°	64.2°	43.2°	62.0°	85.9°	66.3°
1994	34.4°	42.4°	51.5°	63.0°	71.0°	85.6°	87.1°	81.6°	76.3°	66.6°	60.8°	50.3°	64.8°	39.8°	64.2°	84.8°	67.9°
1995	44.0°	41.1°	56.9°	65.3°	72.6°	81.0°	87.9°	87.3°	77.6°	70.9°	50.1°	39.7°	64.5°	45.1°	64.9°	85.4°	66.2°
1996	38.9°	42.7°	48.8°	64.6°	70.4°	82.8°	82.9°	82.7°	76.4°	66.7°	49.3°	47.6°	62.8°	40.4°	61.3°	82.8°	64.1°
1997	42.3°	49.4°	55.3°	61.6°	71.4°	80.4°	86.9°	83.7°	77.1°	67.2°	51.2°	46.2°	64.4°	46.4°	62.8°	83.7°	65.2°
1998	48.4°	48.6°	54.3°	66.7°	75.5°	80.3°	86.2°	86.1°	83.1°	67.7°	58.1°	51.3°	67.2°	47.7°	65.5°	84.2°	69.6°
1999	45.9°	47.4°	51.3°	65.6°	75.4°	82.2°	90.2°	85.9°	77.0°	66.2°	61.2°	48.2°	66.4°	48.2°	64.1°	86.1°	68.1°
2000	42.0°	49.3°	60.0°	63.0°	76.1°	82.4°	81.6°	81.7°	75.7°	69.4°	53.3°	37.9°	64.4°	46.5°	66.4°	81.9°	66.1°
2001	40.7°	48.0°	50.0°	66.4°	74.0°	82.8°	83.0°	85.8°	76.7°	69.2°	63.1°	52.2°	66.0°	42.2°	63.5°	83.9°	69.7°
2002	48.4°	51.5°	56.2°	68.3°	74.0°	84.3°	88.6°	88.3°	80.3°	64.6°	53.5°	42.9°	66.7°	50.7°	66.2°	87.1°	66.1°
2003	36.2°	38.8°	55.5°	63.6°	68.4°	78.8°	84.8°	85.1°	76.6°	65.6°	60.9°	45.0°	63.3°	39.3°	62.5°	82.9°	67.7°
2004	36.3°	44.2°	55.9°	64.4°	79.8°	80.6°	84.5°	82.7°	78.1°	65.0°	57.8°	47.1°	64.7°	41.8°	66.7°	82.6°	67.0°
2005	42.3°	46.1°	48.7°	66.6°	70.0°	83.2°	87.1°	86.6°	83.0°	66.7°	59.8°	42.1°	65.2°	45.2°	61.8°	85.6°	69.8°
2006	50.4°	45.6°	55.2°	68.7°	74.0°	81.7°	87.4°	87.5°	74.3°	65.3°	58.2°	53.2°	66.8°	46.0°	66.0°	85.5°	65.9°
2007	47.2°	36.8°	56.6°	61.4°	77.0°	83.5°	86.5°	86.7°	81.5°	74.4°	55.0°	45.8°	66.0°	45.7°	65.0°	85.6°	70.3°
2008	44.6°	47.2°	55.7°	66.4°	71.9°	85.6°	86.8°	83.6°	78.8°	66.5°	52.8°	47.8°	65.6°	45.9°	64.7°	85.3°	66.0°
2009	37.4°	47.7°	53.3°	66.2°	73.4°	80.5°	83.8°	85.9°	75.5°	65.0°	58.1°	43.4°	64.2°	44.3°	64.3°	83.4°	66.2°
2010	40.2°	38.2°	57.4°	70.0°	76.6°	86.8°	90.5°	86.4°	81.9°	68.3°	56.4°	38.1°	65.9°	40.6°	68.0°	87.9°	68.9°
2011	37.2°	48.2°	53.7°	67.0°	76.2°	84.8°	90.6°	85.3°	77.0°	65.7°	60.2°	51.3°	66.4°	41.2°	65.6°	86.9°	67.6°
2012	47.1°	50.2°	64.0°	66.0°	78.0°	83.1°	90.1°	85.5°	78.5°	67.2°	51.8°	50.5°	67.7°	49.5°	69.3°	86.2°	65.8°
2013	44.7°	42.6°	48.3°	65.8°	73.5°	82.4°	86.5°	81.6°	77.4°	68.0°	53.0°	47.3°	64.3°	45.9°	62.5°	83.5°	66.1°
2014	38.0°	42.0°	48.9°	64.2°	75.4°	82.6°	84.8°	81.9°	78.1°	68.0°	52.2°	47.2°	63.6°	42.4°	62.8°	83.1°	66.1°
2015	38.8°	35.4°	50.2°	65.6°	78.9°	82.1°	85.2°	84.7°	81.0°	66.1°	60.9°	57.3°	65.5°	40.5°	64.9°	84.0°	69.3°
2016	41.6°	45.9°	60.4°	65.0°	69.9°	82.6°	88.1°	88.1°	81.0°	69.7°	59.0°	46.6°	66.5°	48.3°	65.1°	86.3°	69.9°
2017	45.2°	54.8°	53.3°	70.2°	71.7°	83.4°	87.0°	82.3°	78.1°	71.8°	55.8°	43.9°	66.5°	48.9°	65.1°	84.2°	68.6°
2018	40.8°	50.8°	48.2°	61.4°	79.3°	81.5°	86.2°	86.2°	79.8°	68.0°	51.2°	47.5°	65.1°	45.2°	63.0°	84.6°	66.3°
2019	42.6°	46.6°	52.0°	68.6°	77.2°	82.7°	89.1°	85.8°	82.7°	69.9°	52.5°	47.5°	66.4°	45.6°	65.9°	85.9°	68.4°
2020	47.6°	50.2°	59.2°	61.9°	70.3°	83.1°	90.5°	85.5°	76.8°	68.9°	61.9°	46.7°	66.9°	48.4°	63.8°	86.4°	69.2°
2021	42.9°	41.2°	58.6°	66.5°	74.1°	83.2°	87.4°	86.5°	79.8°	72.0°	55.0°	53.5°	66.7°	43.6°	66.4°	85.7°	68.9°
2022	39.8°	49.7°	57.8°	64.1°	74.6°	83.0°	87.5°	86.9°	78.8°	65.0°	59.1°	46.3°	66.0°	47.7°	65.5°	85.8°	67.6°
2023	50.4°	53.4°	55.7°	70.5°	72.5°	80.2°	87.9°	84.6°	79.0°	70.3°	56.4°	51.2°	67.7°	50.0°	66.2°	84.2°	68.6°
2024	44.6°	50.2°	58.6°	67.0°	75.4°	85.9°	89.0°	85.2°	77.2°	70.7°	60.6°	46.0°	67.5°	48.7°	67.0°	86.7°	69.5°
2025	37.6°	45.7°	61.2°	67.7°	74.0°	84.1°	88.9°	81.6°	78.7°	67.7°	56.3°	43.3°	65.6°	43.1°	67.6°	84.9°	67.6°
2026	39.2°	41.7°	61.2°											41.4°			
YEAR	JAN	FEB	MAR	APR	MAY	JUN	JUL	AUG	SEP	OCT	NOV	DEC	ANNUAL	WINTER (Dec-Feb)	SPRING (Mar-May)	SUMMER (Jun-Aug)	AUTUMN (Sep-Nov)
AVERAGE 1895-2025	41.3°	43.6°	53.0°	63.9°	73.9°	81.8°	85.9°	83.9°	77.9°	67.1°	55.1°	44.6°	64.3°	43.2°	63.6°	83.9°	66.7°
MAXIMUM	54.4°	54.8°	65.2°	70.5°	80.6°	87.7°	90.6°	88.9°	84.9°	74.4°	63.1°	57.3°	67.7°	51.3°	69.3°	87.9°	71.7°
MAX. YEAR	1950	2017	1945	2023	1991	1925	2011	1900	1930	2007	2001	2015	2023, 2012	1931-1932	2012	2010	1931
MINIMUM	28.7°	31.9°	40.9°	56.8°	67.8°	74.3°	81.6°	77.7°	71.9°	59.0°	46.9°	33.2°	60.7°	35.5°	59.1°	79.7°	61.6°
MIN. YEAR	1918	1979	1960	1907	1967	1907	2000, 1895	1927	1917	1925	1910	1989	1904	1917-1918	1940	1903	1917

NOTE: Six of Maryland's warmest Monthly Maximum Temperatures have occurred since 2001 and only one coolest Monthly Maximum Temperature has occurred since 1990; the warmest Spring Average Temperature was recorded in 2012, the warmest Summer happened in 2010, and the warmest Annual Average Temperature occurred in 2023 and 2012.

MARYLAND STATEWIDE 30-YEAR AVERAGE MAXIMUM TEMPERATURES

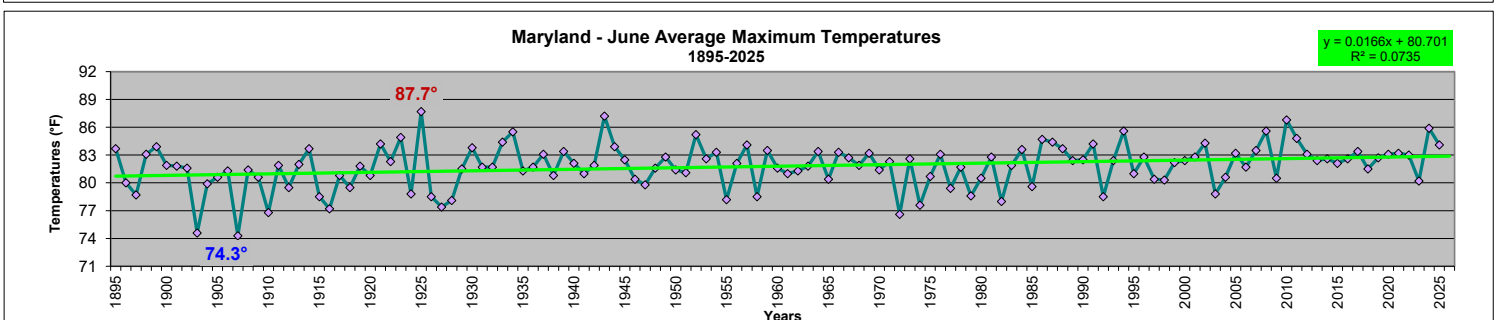
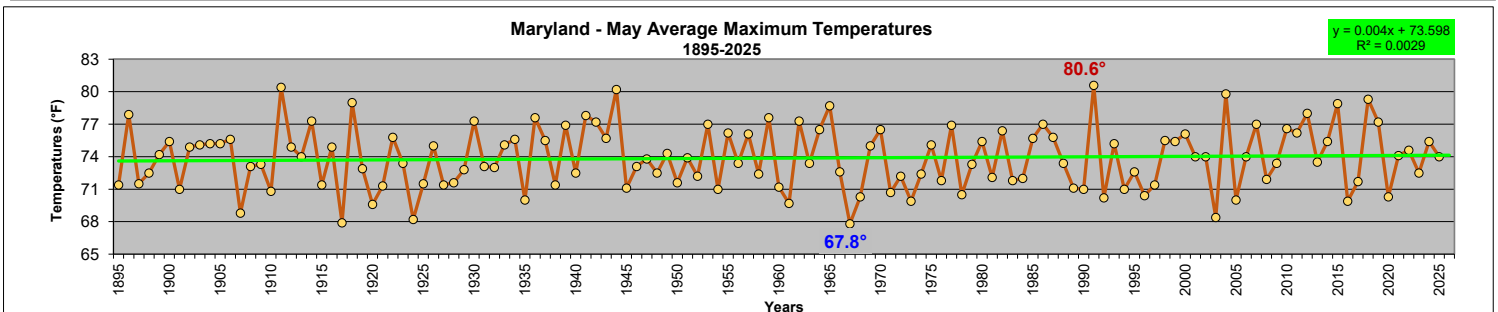
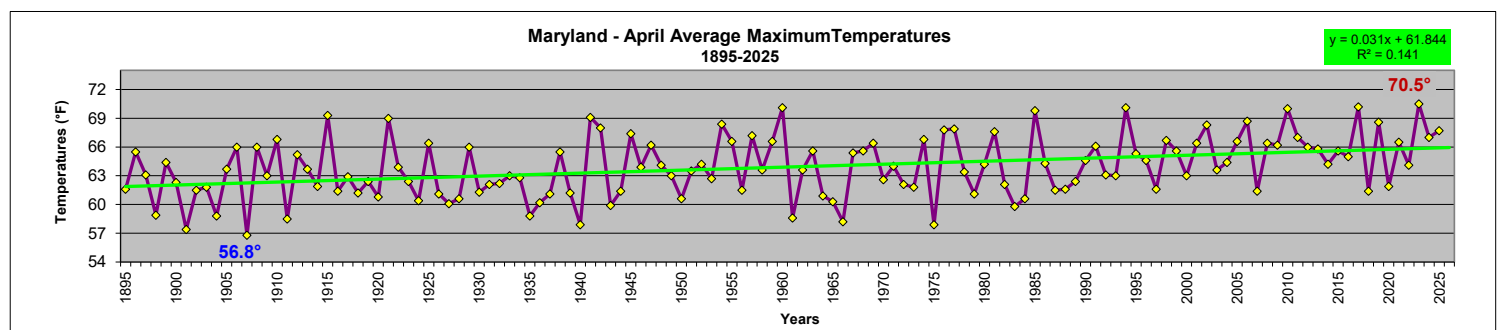
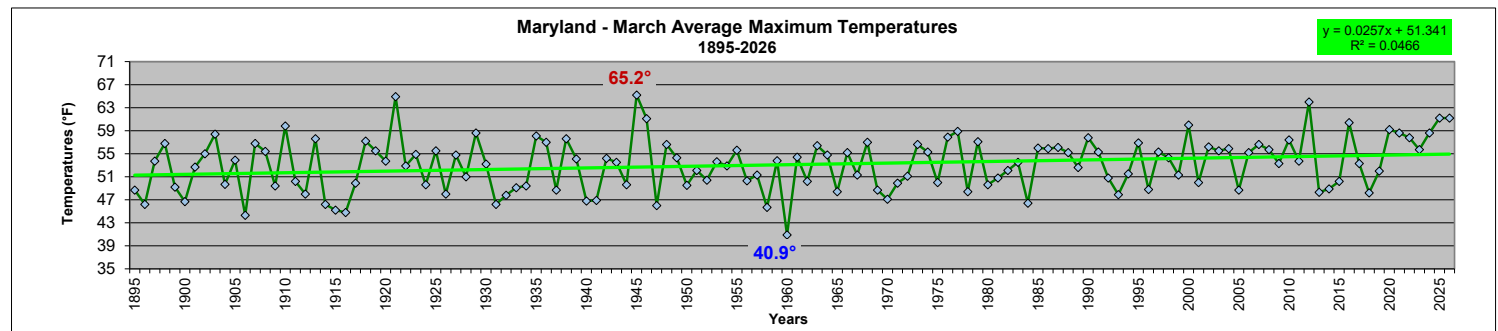
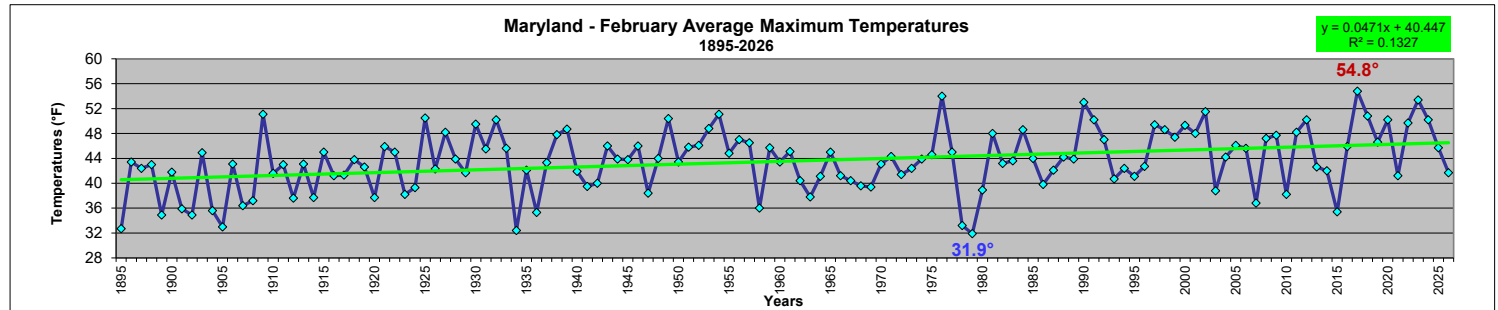
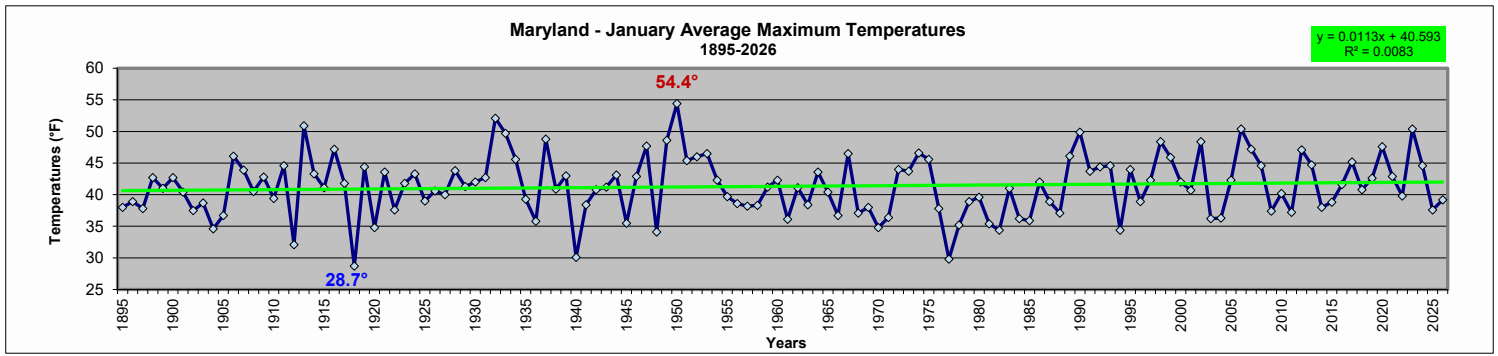
AVERAGE 30-YEAR PERIOD	JAN	FEB	MAR	APR	MAY	JUN	JUL	AUG	SEP	OCT	NOV	DEC	ANNUAL	WINTER (Dec-Feb)	SPRING (Mar-May)	SUMMER (Jun-Aug)	AUTUMN (Sep-Nov)
1895-1924	40.6°	40.4°	52.2°	62.7°	73.6°	80.7°	85.0°	82.8°	77.4°	66.7°	53.6°	42.8°	63.2°	41.4°	62.8°	82.8°	65.9°
1901-1930	40.8°	41.7°	52.9°	62.7°	73.5°	80.5°	85.1°	82.4°	77.4°	66.6°	53.4°	42.5°	63.3°	41.7°	63.0°	82.7°	65.8°
1911-1940	41.7°	43.0°	52.2°	62.4°	73.7°	81.6°	85.5°	83.3°	77.6°	66.9°	54.1°	43.8°	63.8°	42.7°	62.8°	83.5°	66.2°
1921-1950	42.3°	43.8°	53.2°	63.0°	73.9°	82.2°	85.7°	83.6°	78.0°	67.0°	54.9°	44.2°	64.3°	43.4°	63.3°	83.8°	66.6°
1931-1960	42.4°	44.1°	51.9°	63.8°	74.3°	82.3°	86.1°	84.1°	77.9°	67.3°	55.0°	44.2°	64.5°	43.6°	63.3°	84.2°	66.8°
1941-1970	41.3°	43.5°	52.2°	64.2°	74.2°	82.1°	85.7°	84.0°	77.9°	67.5°	55.0°	43.4°	64.2°	42.8°	63.5°	83.9°	66.8°
1951-1980	40.3°	42.9°	52.2°	64.0°	73.6°	81.5°	85.5°	84.1°	77.8°	66.7°	54.7°	44.3°	64.0°	42.5°	63.2°	83.7°	66.4°
1961-1990	39.6°	42.8°	53.2°	63.3°	73.4°	81.6°	85.4°	84.0°	77.5°	66.6°	55.4°	44.5°	63.9°	42.1°	63.3°	83.7°	66.5°
1971-2000	40.8°	44.3°	53.4°	64.0°	73.4°	81.6°	85.9°	84.1°	77.4°	66.7°	55.5°	45.5°	64.4°	43.6°	63.6°	83.8°	66.5°
1981-2010	41.6°	45.1°	53.8°	64.8°	73.8°	82.4°	86.4°	84.6°	77.8°	67.1°	56.4°	45.5°	64.9°	44.1°	64.1°	84.5°	67.1°
1991-2020	42.5°	45.7°	53.8°	65.6°	74.3°	82.5°	86.9°	84.9°	78.4°	67.6°	56.1°	46.7°	65.4°	45.0°	64.6°	84.8°	67.4°
2001-2030 Running Avg	42.4°	45.9°	55.2°	66.1°	74.4°	82.9°	87.3°	85.2°	78.8°	68.0°	56.9°	47.3°	65.9°	45.1°	65.2°	85.1°	67.9°
MAXIMUM through 1991-2020	42.5°	45.7°	53.8°	65.6°	74.3°	82.5°	86.9°	84.9°	78.4°	67.6°	56.4°	46.7°	65.4°	45.0°	64.6°	84.8°	67.4°
MAX. 30-YEAR PERIOD	1991-2020	1991-2020	1991-2020, 1981-2010	1991-2020	1991-2020, 1931-1960	1991-2020	1991-2020	1991-2020	1991-2020	1991-2020	1981-2010	1991-2020	1991-2020	1991-2020	1991-2020	1991-2020	1991-2020
MINIMUM through 1991-2020	39.6°	40.4°	51.9°	62.4°	73.4°	80.5°	85.0°	82.4°	77.4°	66.6°	53.4°	42.5°	63.2°	41.4°	62.8°	82.7°	65.8°
MIN. 30-YEAR PERIOD	1961-1990	1895-1924	1931-1960	1911-1940	1971-2000, 1961-1990	1901-1930	1895-1924	1901-1930	1971-2000, 1901-1930, 1895-1924	1961-1990, 1901-1930	1901-1930	1901-1930	1895-1924	1895-1924	1911-1940, 1895-1924	1901-1930	1901-1930

- NOTES:**
- 1) Maximum and Minimum values now include the recently completed 30-year period, 1991-2020.
 - 2) The non-decadal 30-year period of 1895-1924 (which greatly overlaps the decadal period 1901-1930) is included to cover the entire period of state data available.
 - 3) These tables are created by the 10th day of the month and are subsequently updated as new data become available.
 - 4) The 30-Year Average for 2001-2030 is a running average for the individual months but not for the Annual or Seasonal totals until each of those periods is complete. The Maximum and Minimum of Averages are updated when each month, season, and year is complete.

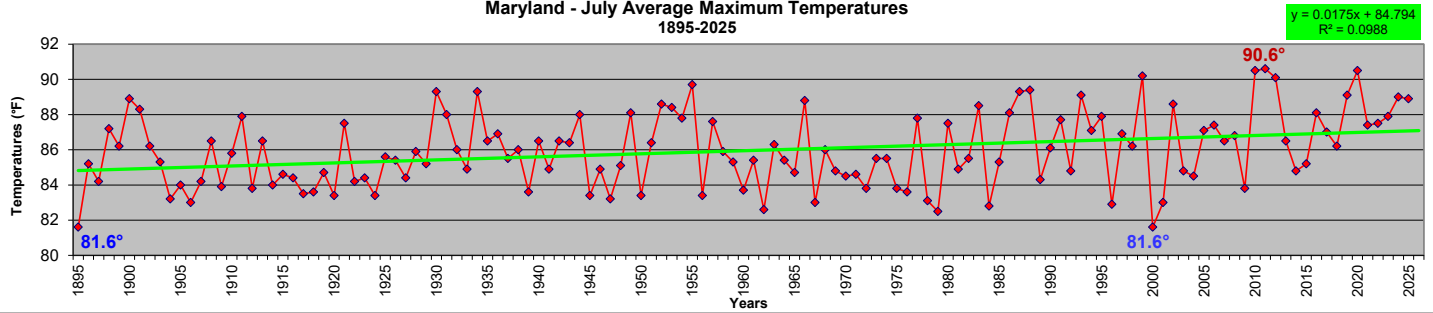


NOTE: Statewide 30-Year-Average Chart Trendline, shown in bright green, is Linear, with associated equation and R-Squared values portrayed.

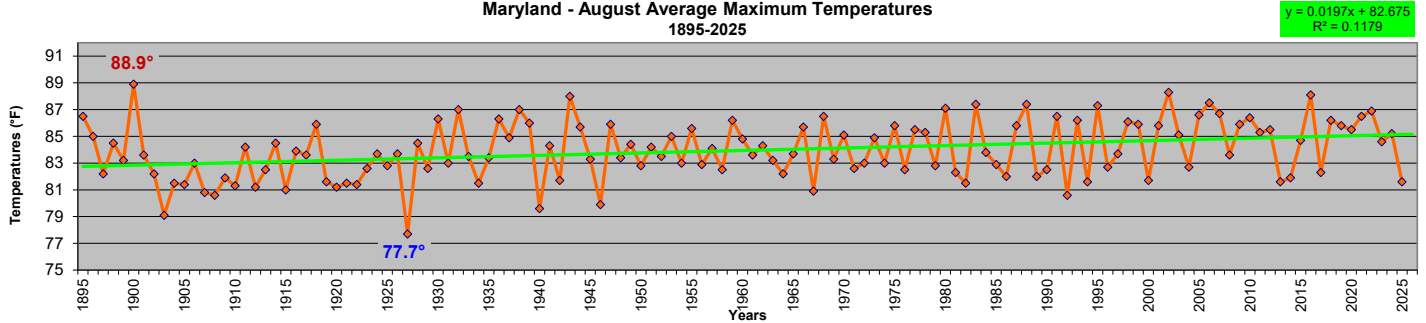
MARYLAND STATEWIDE MONTHLY AVERAGE MAXIMUM TEMPERATURES



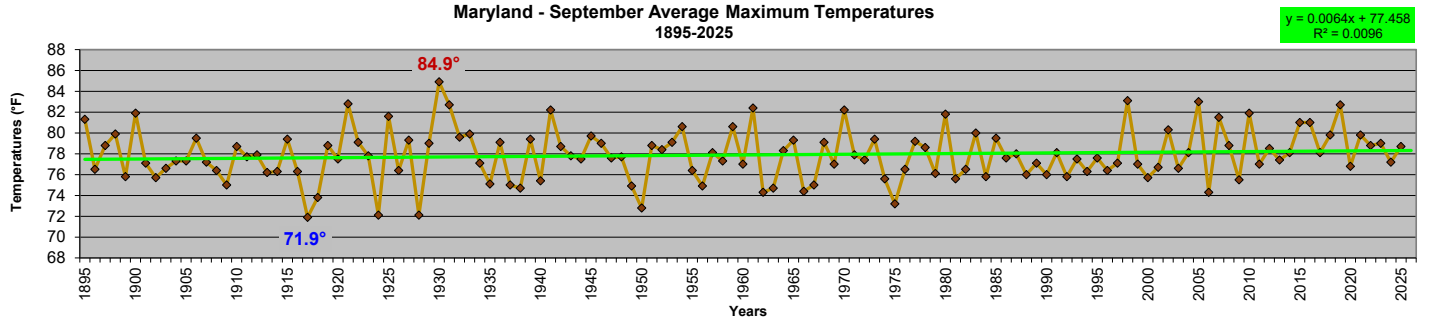
Maryland - July Average Maximum Temperatures
1895-2025



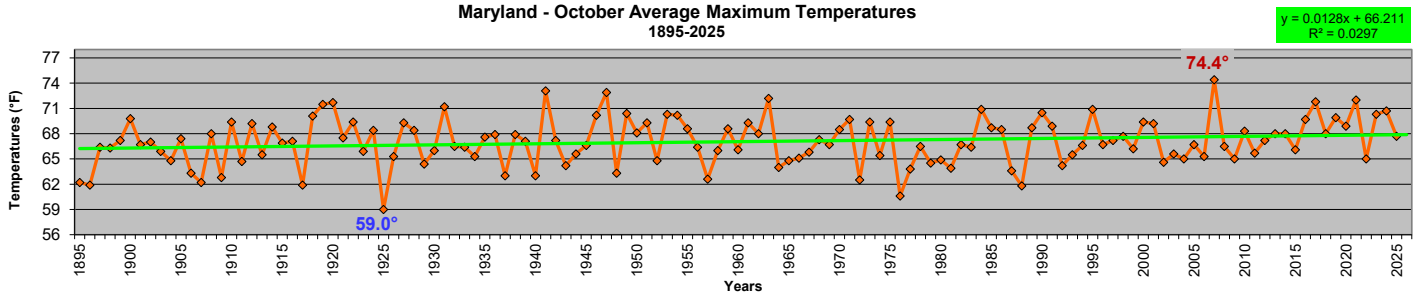
Maryland - August Average Maximum Temperatures
1895-2025



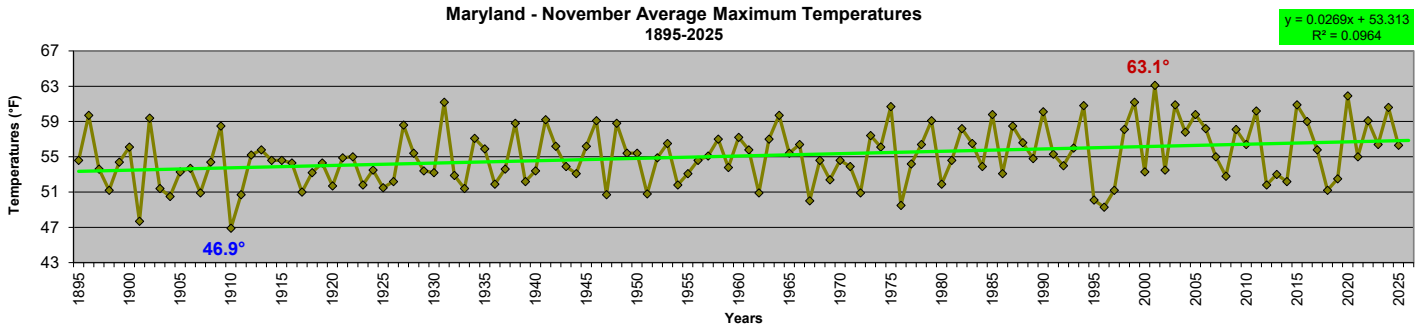
Maryland - September Average Maximum Temperatures
1895-2025



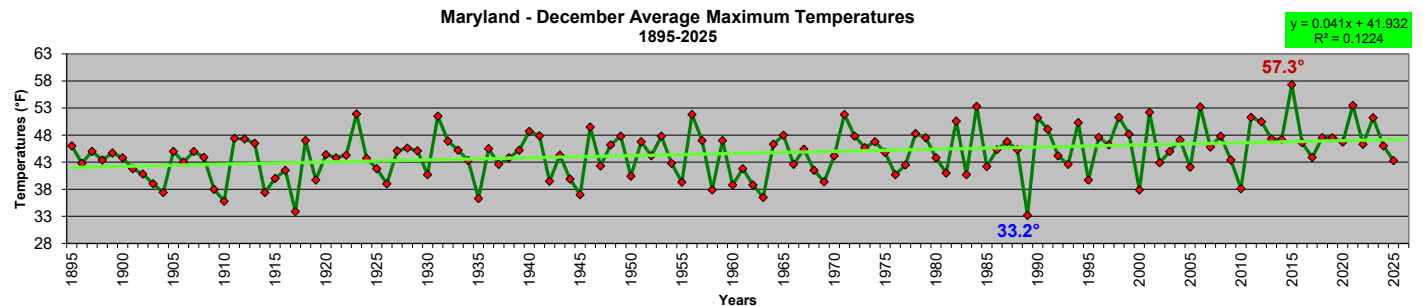
Maryland - October Average Maximum Temperatures
1895-2025



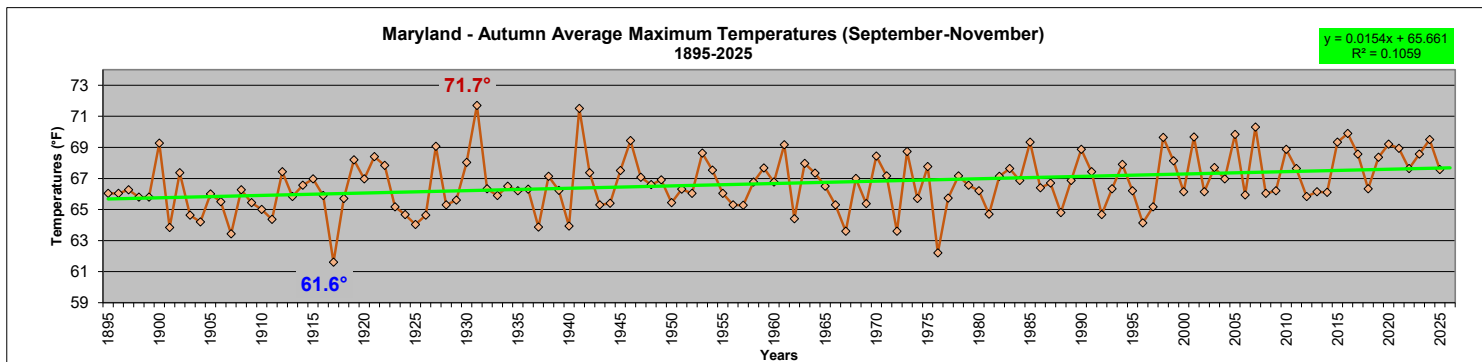
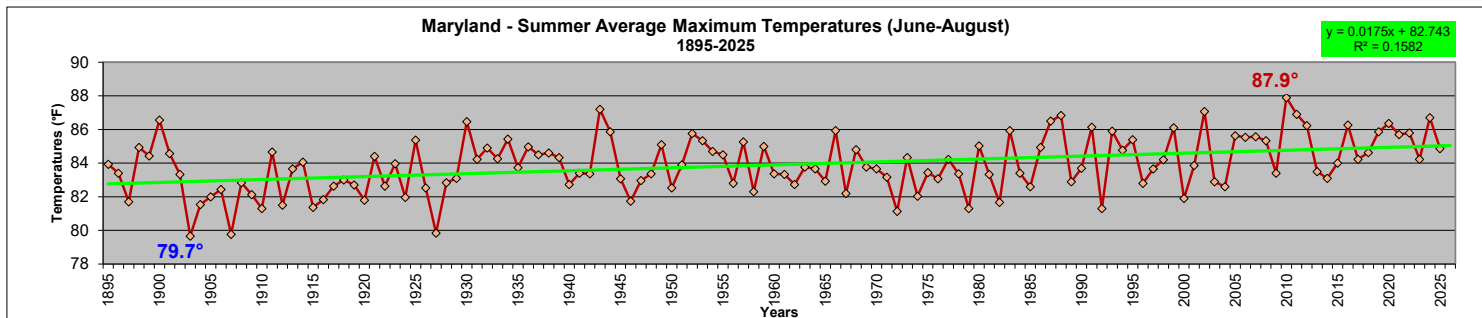
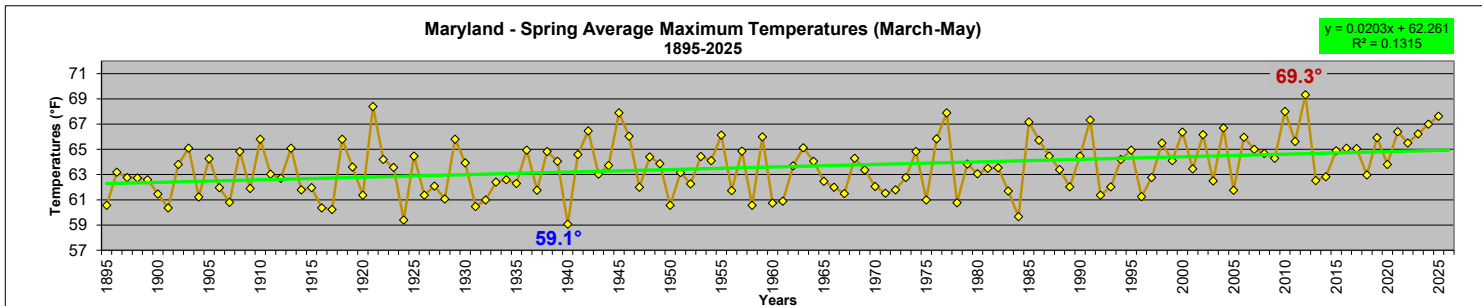
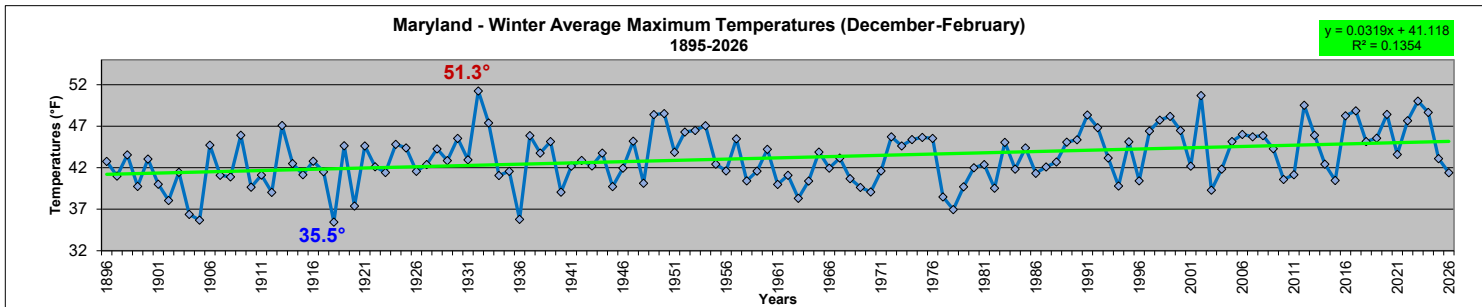
Maryland - November Average Maximum Temperatures
1895-2025



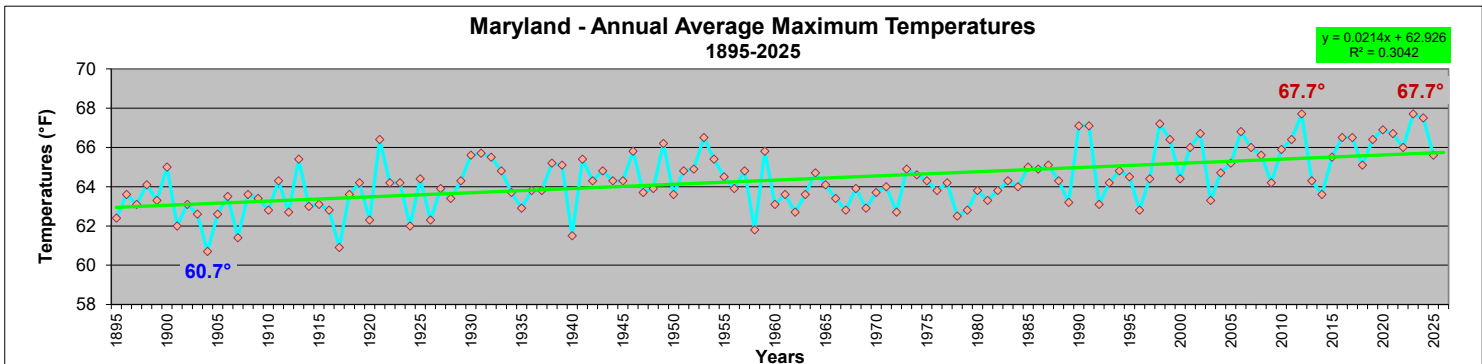
Maryland - December Average Maximum Temperatures
1895-2025



MARYLAND STATEWIDE SEASONAL AVERAGE MAXIMUM TEMPERATURES



MARYLAND STATEWIDE ANNUAL AVERAGE MAXIMUM TEMPERATURES



DATA SOURCE: 1) NOAA National Centers for Environmental information, Climate at a Glance: Statewide Time Series, published April 2026, retrieved on April 13, 2026 from: <https://www.ncei.noaa.gov/access/monitoring/climate-at-a-glance/statewide/time-series>

2) Northeast Regional Climate Center, sometimes used as preliminary data a few days prior to the release of official NCEI data:

<https://www.nrcc.cornell.edu/regional/tables/tables.html>

NOTES: 1) The data provided is for 30-Year Averages, not for Normals.

2) Chart Trendlines are shown in bright green: Monthly, Seasonal, and Annual Charts are Moving Averages (Period 10); the 30-Year Average Chart is Linear.

3) Extreme values are shown in bold, Maxima in red, Minima in blue.

4) Cells with gray backgrounds are incomplete or future data.