

MARYLAND STATEWIDE PRECIPITATION DEPARTURES

1895-Present

(Amounts in Inches)

Data through 3/31/2026, Updated 4/13/2026

YEAR	JAN	FEB	MAR	APR	MAY	JUN	JUL	AUG	SEP	OCT	NOV	DEC	ANNUAL DEPARTURE
1895	0.93	-1.58	-0.68	1.65	-0.43	0.30	-1.16	-2.09	-1.20	-0.99	-1.03	-1.08	-7.37
1896	-1.54	2.63	0.55	-2.05	-0.79	0.01	1.49	-2.35	0.63	-1.66	-0.34	-2.53	-5.96
1897	-1.26	2.39	-0.80	-0.54	1.06	-0.70	2.59	-0.94	-2.09	0.32	1.48	0.37	1.87
1898	0.06	-1.34	0.03	-0.62	0.69	-2.24	-1.04	1.90	-1.79	1.21	0.96	0.23	-1.96
1899	0.18	2.86	1.54	-1.91	-0.47	-0.75	-0.14	0.28	0.79	-0.33	-1.01	-1.64	-0.61
1900	-0.62	1.76	-0.52	-1.30	-1.47	0.94	-0.95	-1.23	0.37	-0.97	0.01	-0.90	-4.89
1901	-0.48	-2.20	-0.18	2.13	0.30	-0.81	1.38	1.50	-0.66	-2.02	-0.49	3.24	1.70
1902	0.11	1.86	-0.06	-0.07	-1.83	1.24	-0.48	-2.03	1.76	2.28	0.36	2.06	5.19
1903	0.60	2.00	1.73	0.25	-1.21	0.96	1.24	0.91	-1.67	1.28	-1.71	-0.87	3.50
1904	-0.88	-0.90	-0.58	-1.16	-1.35	0.48	0.59	-1.63	0.16	-0.71	-1.19	0.24	-6.94
1905	0.36	-0.21	-0.51	-0.47	-0.55	0.52	3.04	1.10	-0.77	-0.66	-1.75	1.06	1.15
1906	-0.40	-0.04	1.37	-0.51	-1.12	2.03	1.16	3.68	-2.23	1.76	-1.21	0.38	4.86
1907	-0.21	-0.44	-0.57	-0.15	1.05	1.76	-0.65	-0.37	2.50	-0.66	2.31	0.56	5.12
1908	0.02	1.09	-0.80	-1.06	1.65	-1.54	0.68	0.86	-1.06	-0.74	-1.95	-0.01	-2.87
1909	-0.47	0.47	0.03	-0.04	-0.34	1.33	-2.66	-1.33	-0.18	-1.60	-1.56	0.23	-6.13
1910	1.21	-0.73	-2.18	2.09	-1.06	1.96	-1.63	-0.98	-1.91	0.54	-0.81	-0.87	-4.38
1911	0.71	-0.92	-0.99	-0.21	-2.82	-0.27	-1.49	5.56	-0.99	0.08	1.10	0.30	0.05
1912	-0.49	-0.42	3.10	-0.87	0.36	0.04	0.39	-1.65	2.12	-1.67	-0.77	0.55	0.68
1913	-0.07	-1.45	0.71	1.11	0.23	-1.71	-1.69	-0.15	-0.96	1.34	-0.94	-0.91	-4.50
1914	0.86	-0.28	-1.12	0.12	-1.75	-0.06	-1.61	0.22	-2.47	-1.54	-0.87	1.32	-7.19
1915	2.51	1.31	-2.51	-1.78	-0.13	1.36	-1.06	3.17	-1.54	1.20	-1.68	-0.18	0.66
1916	-1.34	0.41	-0.16	-0.33	0.09	1.80	1.12	-2.21	-0.39	-1.33	-0.72	0.39	-2.68
1917	-0.16	-0.81	2.05	-0.99	-0.84	0.02	1.97	-0.88	-1.08	2.96	-2.37	-1.67	-1.81
1918	1.07	-1.64	0.16	2.98	-0.27	-1.42	-0.80	-0.96	0.10	-1.90	-1.48	0.86	-3.31
1919	0.28	-0.40	0.25	0.19	1.64	-0.64	3.59	1.37	-1.24	0.14	0.33	-0.49	5.01
1920	-0.61	1.30	-0.58	1.15	-1.82	1.73	0.42	3.12	-0.48	-2.36	1.35	0.00	3.21
1921	-0.84	0.02	-1.29	-0.32	1.53	-1.85	0.17	-0.92	-0.67	-2.11	1.29	-0.85	-5.85
1922	0.83	0.34	1.23	-1.61	-0.90	0.95	1.89	-0.87	-1.20	-1.32	-2.30	0.66	-2.31
1923	0.91	-0.01	0.83	0.61	-2.04	-0.80	0.27	-0.92	-0.27	-0.61	-0.24	0.00	-2.28
1924	0.83	0.55	1.47	1.74	2.44	1.02	-1.94	-0.10	2.51	-2.76	-1.08	-0.93	3.74
1925	1.44	-1.30	-1.40	-0.98	-1.90	-1.53	0.68	-1.93	-1.91	2.07	0.02	-1.27	-8.02
1926	-0.19	1.05	-1.58	-1.70	-1.77	-1.23	0.96	2.49	1.06	0.02	1.53	-0.07	0.56
1927	-1.71	0.86	-1.94	1.26	-0.89	-0.41	-0.43	-0.18	-2.33	2.45	-0.29	0.42	-3.20
1928	-0.85	-0.07	-0.79	2.42	-1.46	2.06	-0.49	4.56	1.18	-2.23	-1.17	-1.74	1.41
1929	-0.69	0.94	-0.39	3.04	-0.86	1.15	-2.48	-1.73	-0.38	2.00	-0.41	-0.95	-0.77
1930	-0.33	-0.94	-1.69	-1.03	-1.62	-0.79	-2.69	-3.33	-2.29	-2.32	-1.75	-0.82	-19.61
1931	-1.52	-1.26	0.66	-0.49	0.44	-0.34	0.43	3.47	-0.94	-1.41	-2.03	-0.92	-3.92
1932	1.96	-0.49	2.00	-1.13	1.29	-0.34	-1.18	-1.87	-1.38	3.27	2.15	-0.03	4.24
1933	0.06	0.23	0.11	1.86	1.52	-1.29	1.11	6.12	-0.79	-1.29	-1.56	-0.38	5.69
1934	-0.93	0.34	0.98	-0.83	1.05	-0.86	-0.92	0.44	5.66	-1.89	0.54	-0.72	2.85
1935	1.56	-0.16	-0.69	0.42	-0.31	0.65	0.11	-1.04	4.68	-0.60	1.45	-0.91	5.15
1936	2.95	1.09	1.82	-0.64	-1.91	-0.45	-0.30	0.07	-1.17	0.05	-1.98	2.15	1.67
1937	4.65	0.26	-1.67	2.73	-0.36	1.28	-0.31	2.89	-1.96	3.95	0.77	-2.05	10.17
1938	-0.81	-0.30	-0.81	-1.65	0.43	0.26	3.23	-1.81	2.34	-1.13	-0.12	-0.47	-0.85
1939	0.49	2.36	0.31	1.44	-2.74	1.00	-0.38	0.06	-0.52	1.70	-1.53	-1.37	0.81
1940	-0.80	0.09	0.17	2.51	0.52	-1.91	-0.90	0.63	-0.39	-0.82	2.13	-0.87	0.35
1941	-0.14	-1.45	-1.40	-0.38	-1.57	0.86	1.35	-1.03	-3.11	-1.70	-1.32	0.20	-9.70
1942	-0.64	-0.77	2.53	-2.44	-0.20	0.28	0.57	3.16	-0.60	3.40	-0.70	0.51	5.09
1943	-0.29	-0.84	-0.09	-0.36	0.76	-1.35	-1.76	-2.92	-1.68	1.94	-0.17	-1.85	-8.62
1944	0.26	-0.20	2.29	0.86	-1.82	-0.88	-1.52	-1.04	1.48	0.23	0.64	0.06	0.35
1945	0.08	0.32	-1.99	0.08	0.42	0.66	6.43	-0.93	1.73	-1.51	1.25	2.03	8.56
1946	-1.48	-0.47	-1.22	-1.46	2.63	0.35	-0.54	0.12	-0.21	-0.52	-1.47	-1.07	-5.35
1947	0.92	-1.35	-1.96	-0.59	1.12	0.37	-0.45	-1.22	-0.51	-1.66	2.60	-1.63	-4.37
1948	2.01	-0.63	0.14	0.14	3.46	1.14	-0.39	2.20	-0.95	0.42	2.66	2.10	12.29
1949	1.91	0.39	-0.95	-0.65	0.64	-1.62	0.66	0.26	-0.49	0.28	-1.19	-1.02	-1.79
1950	-1.07	0.13	0.67	-1.70	0.80	-0.92	0.21	-0.86	2.71	-0.72	0.33	-0.07	-0.50
1951	-0.82	0.14	-0.49	0.07	-0.92	3.29	-0.88	-2.00	-0.94	-1.25	2.35	1.39	-0.07
1952	1.58	-0.67	1.25	3.21	1.02	-0.89	-0.74	1.39	0.40	-2.03	3.10	-0.01	7.60
1953	1.17	-0.22	2.06	0.40	2.03	-1.58	-1.08	-0.30	-0.74	-0.62	-0.91	0.07	0.27
1954	-0.77	-1.57	0.17	-0.02	-0.86	-2.18	-1.74	0.86	-1.52	0.40	-0.32	-0.15	-7.71
1955	-2.62	0.12	0.91	-0.54	-1.63	1.49	-1.88	7.52	-1.18	0.85	-1.16	-2.83	-0.96
1956	-0.80	0.88	0.42	-0.83	-0.95	-0.32	2.43	-1.25	0.06	1.13	0.62	0.13	1.51
1957	-0.43	0.54	-0.77	-0.44	-2.03	-0.25	-2.62	-1.55	0.78	0.16	0.44	2.41	-3.77
1958	0.48	0.88	2.01	1.14	0.36	0.18	2.08	2.19	-1.16	-0.57	-0.40	-1.50	5.68
1959	-0.98	-0.93	-0.78	0.23	-1.52	-1.09	2.11	0.24	-2.00	1.41	0.59	0.11	-2.62
1960	-0.54	1.00	-1.32	-0.54	1.97	-1.39	1.56	-0.18	2.83	-0.64	-1.20	-0.73	0.81
1961	-0.24	1.94	0.67	0.88	-0.22	0.56	-0.74	-0.41	-2.08	0.11	-0.67	0.38	0.17
1962	-0.34	1.25	0.45	0.46	-1.45	-0.15	-1.90	-2.79	-0.46	-0.98	2.47	-0.18	-3.63
1963	-1.27	-0.96	2.00	-2.16	-1.62	1.37	-2.52	-0.88	0.34	-3.10	3.36	-1.17	-6.62

1964	1.00	1.21	-0.72	1.74	-3.03	-1.51	-0.91	-2.20	0.09	-1.17	-0.81	0.35	-5.97
1965	-0.06	-0.28	0.59	-1.08	-2.22	-1.49	-0.79	0.45	-1.00	-0.98	-2.15	-2.57	-11.59
1966	0.58	0.72	-2.17	0.51	-0.50	-2.07	-2.43	-2.74	3.56	0.50	-1.03	-0.27	-5.35
1967	-1.84	-0.44	0.22	-1.60	0.67	-1.35	0.34	4.65	-2.06	-1.04	-0.81	1.90	-1.37
1968	-0.71	-2.25	0.78	-1.89	1.14	0.28	-1.93	-0.99	-0.42	-0.42	0.97	-0.95	-6.40
1969	-1.34	-0.77	-1.32	-0.89	-1.68	-1.14	2.59	1.88	-0.42	-1.84	-0.73	3.61	-2.06
1970	-1.78	-0.22	0.14	1.20	-1.06	0.54	1.44	-1.72	-1.98	-0.42	1.36	0.22	-2.29
1971	-0.23	2.26	-1.33	-1.36	2.79	-1.71	-0.39	3.84	0.65	3.17	0.97	-1.70	6.95
1972	-0.22	2.64	-0.94	1.13	1.11	6.85	-1.20	-1.61	-1.18	0.56	3.70	2.19	13.02
1973	-0.29	0.39	-0.58	2.23	0.07	-0.24	-1.43	0.68	-0.12	-0.31	-1.48	2.41	1.32
1974	0.29	-1.42	0.61	-0.85	0.44	0.55	-2.54	0.49	1.21	-1.96	-1.40	1.83	-2.76
1975	0.88	-0.19	1.64	-0.32	0.57	1.28	2.44	-0.46	5.62	0.12	-0.41	-0.29	10.87
1976	1.63	-1.30	-1.32	-1.80	0.13	-1.33	-0.32	-0.86	1.07	4.82	-1.98	-1.09	-2.36
1977	-1.38	-1.85	-0.18	-0.35	-1.83	-0.28	-1.08	-0.68	-1.28	1.28	2.04	2.38	-3.22
1978	3.86	-2.00	1.03	-1.20	2.17	-0.74	0.72	0.81	-2.29	-1.83	0.12	1.21	1.85
1979	4.06	2.61	-0.69	-0.29	0.53	0.25	0.41	2.54	3.85	1.97	0.67	-1.84	14.06
1980	-0.63	-1.80	1.68	0.92	-0.29	-0.91	-0.43	-1.52	-1.44	0.66	0.09	-2.50	-6.18
1981	-2.74	1.08	-2.10	0.32	0.71	0.77	0.07	-1.62	-0.44	-0.12	-2.25	-0.02	-6.35
1982	0.20	0.60	-0.62	0.64	-1.04	1.63	-0.40	-2.04	-0.89	-1.16	0.92	-1.02	-3.19
1983	-1.32	0.06	2.08	3.97	1.75	0.44	-2.93	-1.63	-0.68	1.49	2.31	2.95	8.48
1984	-1.10	1.43	2.58	0.94	1.99	-1.34	1.24	0.07	-2.03	-0.13	0.42	-1.45	2.61
1985	-0.98	0.24	-1.28	-2.80	1.30	-1.15	-0.08	0.52	1.22	0.18	2.78	-2.14	-2.20
1986	-0.40	0.72	-2.17	-1.04	-2.40	-2.08	-0.85	0.72	-2.56	-0.67	1.98	2.42	-6.34
1987	1.82	-1.16	-1.45	0.07	-0.44	-0.80	-1.23	-2.70	2.26	-0.95	0.83	-0.62	-4.38
1988	-0.19	0.39	-1.18	-0.61	1.86	-3.00	0.63	-0.42	-0.98	-1.15	1.92	-2.29	-5.03
1989	-0.53	0.29	1.48	0.03	3.46	2.61	2.43	-1.58	0.74	1.40	-0.27	-1.76	8.29
1990	0.74	-0.82	-0.92	0.34	3.08	-1.23	0.55	1.62	-1.63	1.06	-0.98	1.58	3.38
1991	0.47	-1.61	1.11	-1.00	-2.07	-1.60	-0.74	-0.74	0.02	-0.89	-1.37	1.33	-7.10
1992	-1.52	-0.23	0.77	-1.22	0.01	-1.23	1.04	-0.14	1.35	-1.42	0.91	1.12	-0.57
1993	-0.44	-0.35	3.71	1.76	-0.92	-0.88	-2.18	-0.68	0.92	-0.03	1.06	0.87	2.83
1994	1.18	1.49	4.58	-0.76	-0.62	-1.42	1.09	0.85	-0.35	-2.05	0.20	-1.24	2.94
1995	0.50	-0.98	-1.73	-1.14	0.66	-0.23	-0.94	-2.48	-0.53	3.04	1.43	-0.95	-3.36
1996	2.46	-0.39	0.22	0.24	1.85	1.58	3.25	-0.37	2.78	1.31	0.17	2.99	16.08
1997	-0.87	-0.30	1.37	-0.88	-1.42	-0.91	-1.43	-0.44	-1.08	-0.53	3.23	-0.85	-4.12
1998	2.92	2.92	1.89	0.44	0.89	1.06	-2.05	-1.99	-1.87	-1.48	-1.93	-1.22	-0.43
1999	2.16	-0.34	0.62	-0.43	-2.32	-1.74	-1.66	0.07	6.70	-0.11	-0.89	-0.67	1.38
2000	-0.09	-0.60	1.26	0.81	-0.58	1.05	2.12	-0.23	1.63	-2.90	-0.92	-0.51	1.03
2001	-0.49	-0.70	1.26	-1.41	0.59	0.72	0.21	-0.02	-1.25	-2.33	-1.96	-1.48	-6.87
2002	-0.92	-2.32	0.53	0.26	-0.55	-1.14	-1.61	-1.38	0.31	3.01	1.46	0.94	-1.42
2003	-0.99	2.96	0.39	-0.37	2.68	2.96	1.11	0.72	4.20	0.97	1.66	1.57	17.85
2004	-0.99	-0.43	-1.22	1.93	0.03	0.47	1.69	1.10	1.61	-1.53	1.48	-0.43	3.70
2005	0.67	-0.94	0.80	0.12	-0.10	-0.84	1.35	-1.27	-3.05	4.44	0.04	-0.07	1.14
2006	0.38	-1.20	-3.36	0.00	-1.56	5.39	-0.65	-3.01	3.36	1.84	2.25	-1.35	2.08
2007	-0.21	-0.50	-0.07	1.00	-2.48	-1.01	-1.80	-0.43	-2.35	1.34	-1.20	0.88	-6.84
2008	-1.59	0.64	-0.74	1.25	3.01	0.67	-0.06	-2.32	1.24	-1.78	0.36	1.44	2.11
2009	-0.75	-2.39	-1.36	1.22	2.08	1.50	-1.20	1.63	0.07	2.50	1.50	3.59	8.38
2010	-0.47	0.53	1.30	-1.60	-0.74	-1.83	-0.48	0.01	1.59	1.58	-0.83	-1.05	-2.00
2011	-0.86	-0.63	1.35	1.30	-0.65	-1.39	-0.98	4.53	4.38	0.42	0.45	0.31	8.22
2012	-0.97	-0.79	-1.55	-0.98	-0.16	-0.94	-0.59	0.53	-0.03	4.69	-2.22	0.53	-2.49
2013	0.21	-0.68	-0.44	-0.40	-0.65	3.53	0.50	-0.11	-2.12	1.81	-0.24	1.75	3.15
2014	-0.59	1.27	0.06	1.46	1.33	-0.29	-0.40	-0.40	-1.01	0.13	0.12	0.20	1.87
2015	0.55	-0.87	0.57	0.16	-1.39	5.46	-0.34	-1.72	0.21	0.46	-0.35	1.24	3.97
2016	-0.24	1.14	-1.92	-1.34	2.08	0.24	0.55	-1.55	2.94	-1.03	-1.97	-0.12	-1.23
2017	-0.10	-1.78	0.04	-0.25	2.00	-1.82	3.49	1.24	-1.64	0.54	-1.01	-2.38	-1.68
2018	-0.84	1.83	-0.91	0.28	3.76	1.17	3.93	0.62	5.49	0.79	3.98	1.64	21.73
2019	0.02	0.71	0.38	-0.43	1.34	0.30	0.64	-1.21	-2.94	2.01	-1.27	0.27	-0.19
2020	-0.20	0.29	-0.77	1.41	-0.79	-0.32	0.10	4.61	0.37	1.39	1.79	2.09	9.96
2021	-1.17	1.44	-0.27	-0.72	-0.45	-0.14	0.07	1.51	2.44	0.21	-1.99	-2.24	-1.32
2022	0.60	-0.76	-0.85	0.36	1.79	-0.35	0.55	-1.13	-0.36	0.29	-0.05	1.13	1.21
2023	-1.10	-0.87	-1.84	0.46	-2.01	-0.64	0.85	-1.36	0.80	-1.78	-0.40	3.09	-4.81
2024	2.69	-0.78	2.10	-0.30	-0.08	-1.44	-0.83	0.61	-1.23	-2.73	-0.85	-0.58	-3.43
2025	-1.73	-0.09	-0.84	0.01	3.92	-0.14	1.65	-2.65	-0.81	-0.99	-1.53	-1.39	-4.60
2026	-0.71	-0.55	-1.42										
YEAR	JAN	FEB	MAR	APR	MAY	JUN	JUL	AUG	SEP	OCT	NOV	DEC	ANNUAL DEPARTURE
Highest Departure:	4.65	2.96	4.58	3.97	3.92	6.85	6.43	7.52	6.70	4.82	3.98	3.61	21.73
Year:	1937	2003	1994	1983	2025	1972	1945	1999	1976	2018	1969	2018	
Lowest Departure:	-2.74	-2.39	-3.36	-2.80	-3.03	-3.00	-2.93	-3.33	-3.11	-3.10	-2.37	-2.83	-19.61
Year:	1981	2009	2006	1985	1964	1988	1983	1930	1941	1963	1917	1955	1930
Standard Deviation:	1.268	1.207	1.378	1.276	1.551	1.551	1.605	2.002	1.960	1.685	1.493	1.433	5.978

DATA SOURCE: NOAA National Centers for Environmental Information, Climate at a Glance: Statewide Time Series, published Apr. 2026, retrieved on Apr. 13, 2026 from:

<https://www.ncei.noaa.gov/access/monitoring/climate-at-a-glance/>

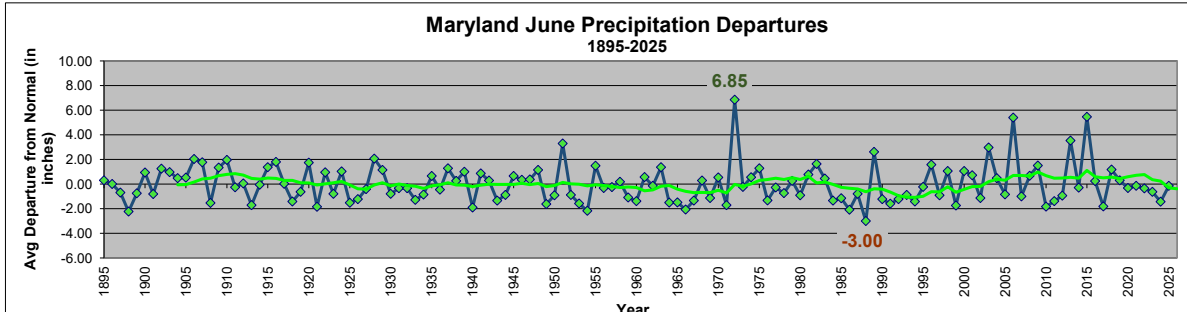
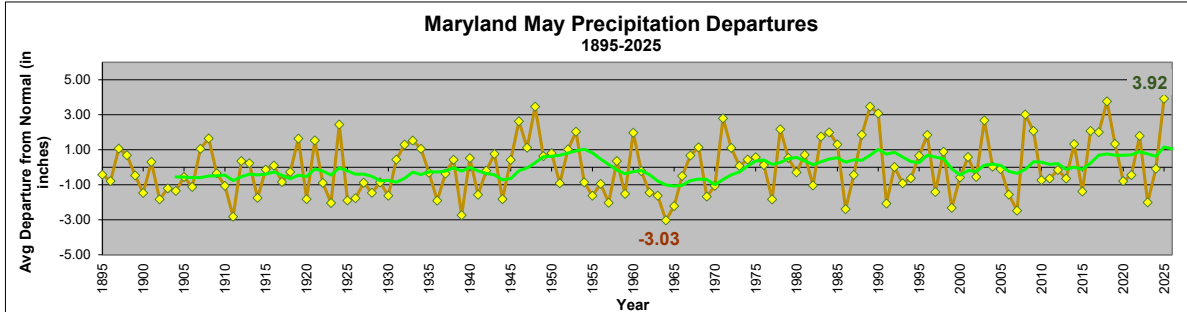
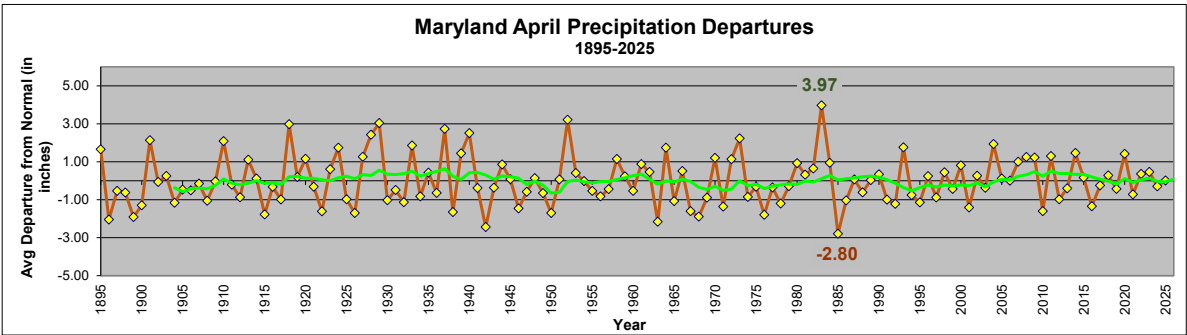
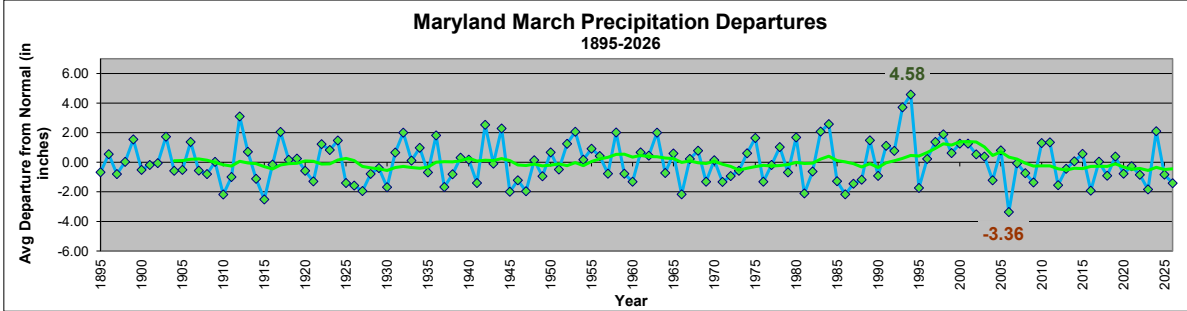
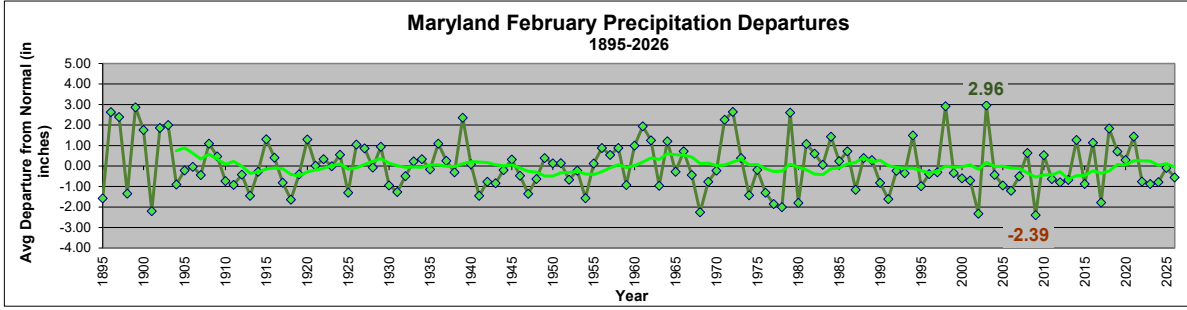
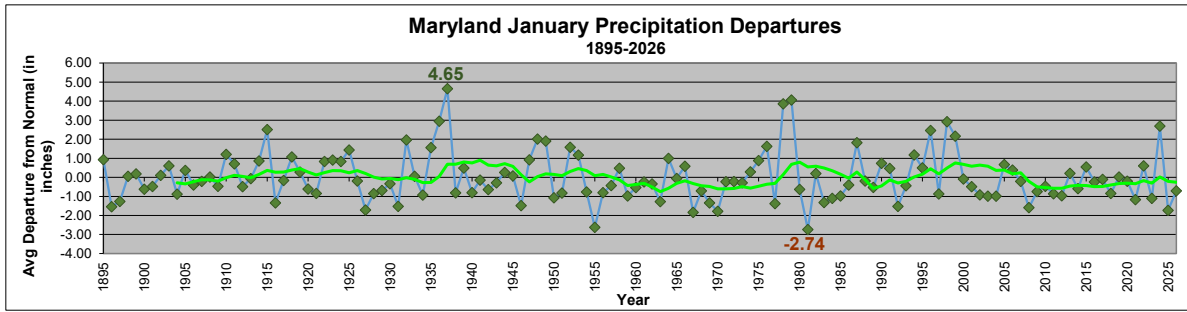
NOTES: 1) The data provided is for 30-Year Averages, not for Normals.

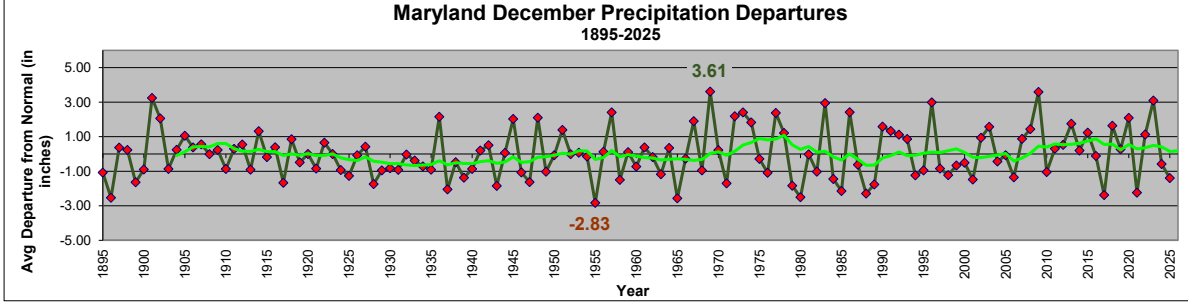
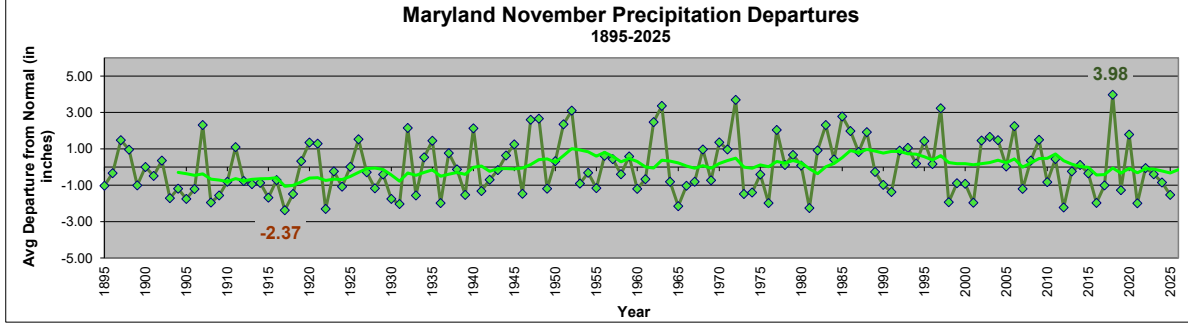
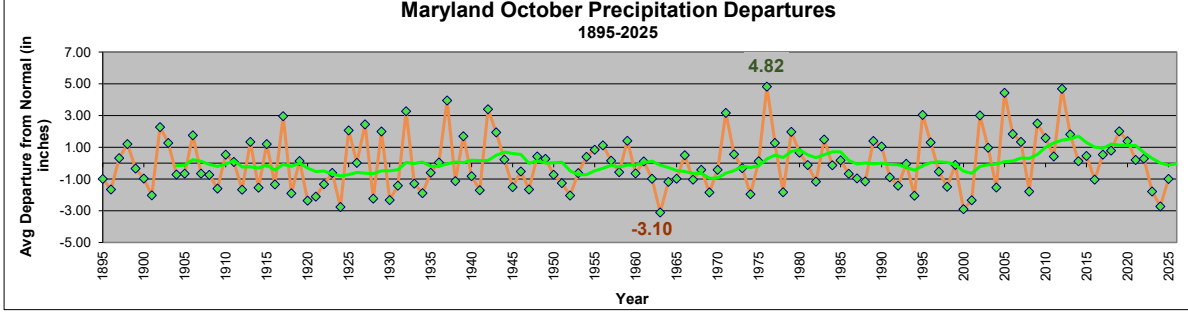
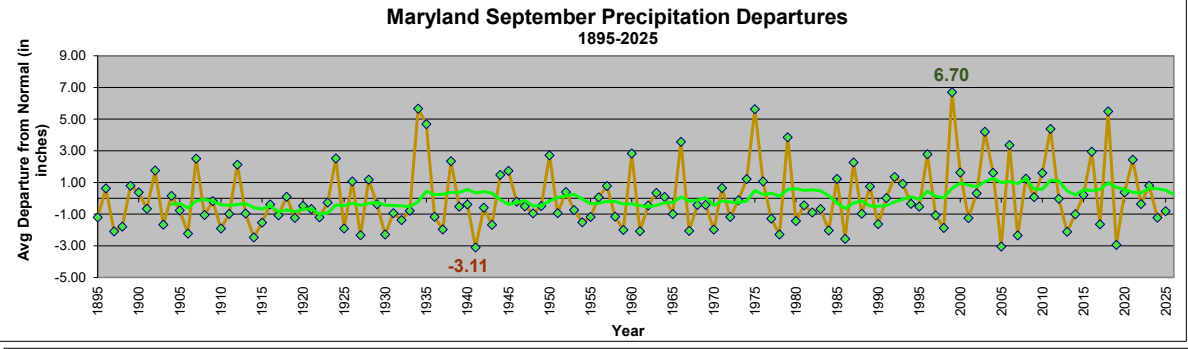
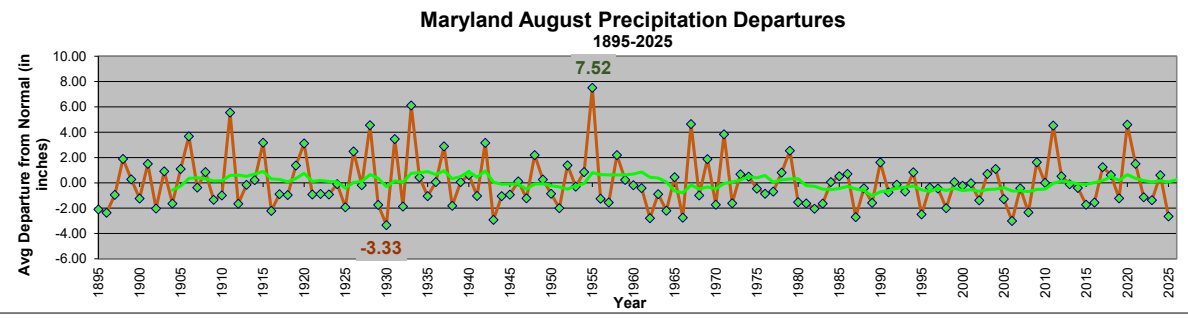
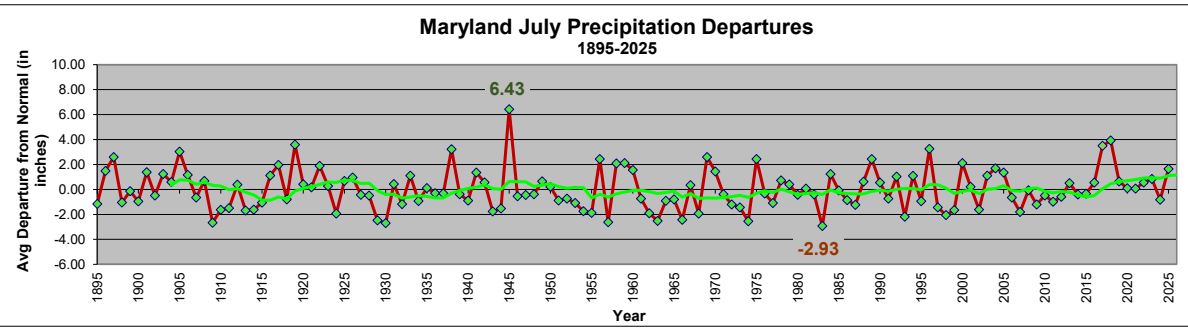
2) Chart Trendlines are shown in **bright green**: Monthly and Annual Charts are Moving Averages (Period 10).

3) Extreme values are shown in **bold text**: Table Maxima in **red**, Minima in **blue**; Chart Maxima in **green**, Minima in **brown**.

4) These tables are usually created by NCEI by the 10th day of the month and are subsequently updated as new data becomes available. Some previously published data could get revised due to later data being assessed and incorporated.

MARYLAND STATEWIDE MONTHLY PRECIPITATION DEPARTURES





MARYLAND STATEWIDE ANNUAL PRECIPITATION DEPARTURES

